

## Benchmark

Benchmark	none
Benchmark Category	-
IA Sector	Volatility Managed

## Identification Codes

Sedol Code	BCZW4T1
Mex Code	V9ACND
Isin Code	GB00BCZW4T15
Citi Code	JMLP

## Fund Overview

Mid (07/04/2026)	190.37p
Historic yield	2.11%
Fund size (28/02/2026)	£340.77m
Number of holdings	29438
Ongoing Charges	0.41%
Launch date	03/12/2013

## Fund Charges

Entry Charge	0.00%
Ongoing Charges	0.41%

## Fund Background

Valuation frequency	Daily
Valuation point	07:59
Fund type	OEIC
Launch price	£1.00
Fund currency	Pound Sterling
Fund domicile	United Kingdom
ISA allowable	Yes
SIPP allowable	Yes

## Dealing

Minimum Investment	£1000000
Minimum Top Up	£500
Minimum Regular Saving	£0
Settlement Period: Buy	4 days
Settlement Period: Sell	4 days
Pricing Basis	Forward
Dealing Decimals	3

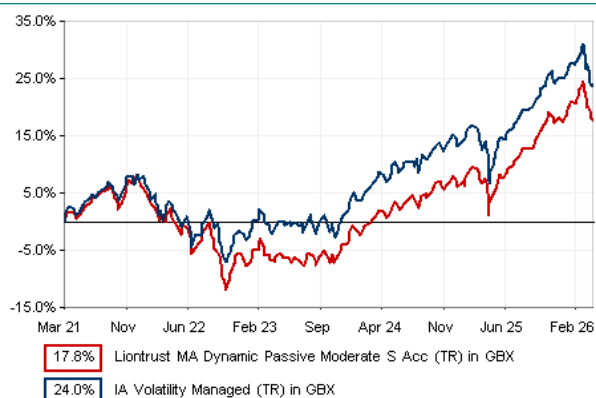
## Distribution Dates

Ex dividend date(s)	Income payment date(s)
31 December	28 February
30 June	31 August

## Aims

The Fund seeks to achieve capital growth and income with a below median level of volatility (risk), having a risk profile of 3, in a range from 1 to 7, where 1 is the lowest risk and 7 the highest.

## Performance




## Discrete performance - to last month end

	31/03/21 to 31/03/22	31/03/22 to 31/03/23	31/03/23 to 31/03/24	31/03/24 to 31/03/25	31/03/25 to 31/03/26
Fund	2.1%	-8.0%	8.8%	4.9%	10.0%
Sector	4.0%	-4.6%	9.6%	3.5%	10.1%
Rank	120/179	173/182	113/198	31/201	105/206
Quartile	3	4	3	1	3

## Annualised performance

	Annualised		
	3 Years to 31/03/26	5 Years to 31/03/26	10 Years to 31/03/26
Fund	7.9%	3.3%	5.0%
Sector	7.7%	4.4%	5.5%
Rank	92/198	114/179	55/96
Quartile	2	3	3

## Fund Managers



Name: Multi-Asset investment team  
Manager for: 4 years, 11 months

## Ratings

FE Crown



## Group Details

Group name	Liontrust Fund Partners LLP
Group address	2 Savoy Court London WC2R 0EZ
Group telephone	020 7412 1766
Dealing telephone	020 7964 4774
Email	info@liontrust.co.uk
Homepage	www.liontrust.co.uk
Fax number	020 7412 1779

## Important Information

- Source of portfolio data: Broadridge. Source of performance data: FE fundinfo. We can't predict the future. Past performance isn't a guide to future performance. The figures shown are intended only to demonstrate performance history of the fund, after allowing for the impact of ongoing charges, but take no account of product charges. Ongoing charges may vary in the future and may be higher than they are now. Fund performance is based upon the movement of the daily price and is shown as total return in GBP with income reinvested. The value of your investment can go down as well as up so you might get back less than you put in.
- This factsheet is for information purposes only. If there is information or terminology included that you would like to discuss, then please contact an adviser. Investors should refer to their policy documentation and supporting brochures for fund availability, investment strategy, any product information and charges. Every care has been taken in populating this output, however it must be appreciated that neither Broadridge, Prudential nor their sources guarantee the accuracy, adequacy or completeness of this information or make any warranties regarding results from its usage

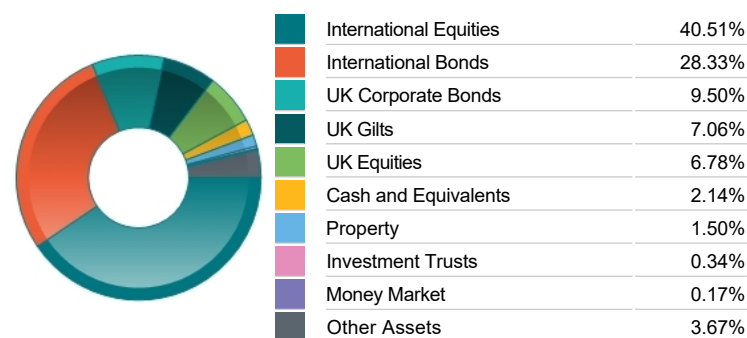
## Top 10 Fund Holdings

Name	% Weight
1 Vanguard U.K Investment Grade Bond Index GBP	10.78%
2 BlackRock iShares Corporate Bond Index Class L	10.76%
3 Fidelity (Onshore) Index Emerging Markets Class P	8.47%
4 abrdn OEIC abrdn Asia Pacific ex-Japan Equity Tracker Class N	6.85%
5 abrdn OEIC abrdn Short Dated Global Corporate Bond Tracker Class N	5.50%
6 HSBC American Index Retail	5.41%
7 Legal & General US Index Trust C	5.40%
8 HSBC Global Government Bond Index Class S2QH	4.19%
9 BlackRock iShares Japan Equity Index Class L	3.37%
10 BlackRock iShares UK Equity Index Class L	3.15%

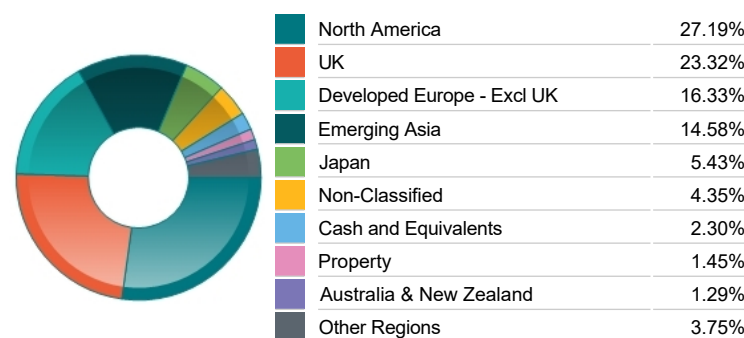
## Top 10 Holdings

Name	% Weight
1 TAIWAN SEMICONDUCTOR MANUFACTURING COMPANY LIMITED	2.13%
2 NVIDIA CORPORATION	0.83%
3 SAMSUNG ELECTRONICS CO. LTD	0.72%
4 APPLE	0.71%
5 TENCENT HOLDINGS LIMITED	0.70%
6 MICROSOFT CORPORATION	0.63%
7 ALIBABA GROUP HOLDING LIMITED	0.57%
8 SK HYNIX	0.46%
9 HSBC HOLDINGS	0.45%
10 ASTRAZENECA	0.44%

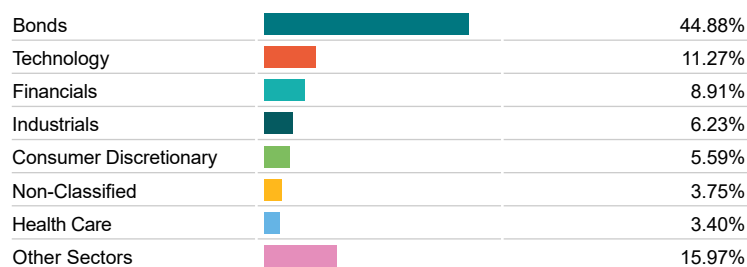
## Asset Allocation



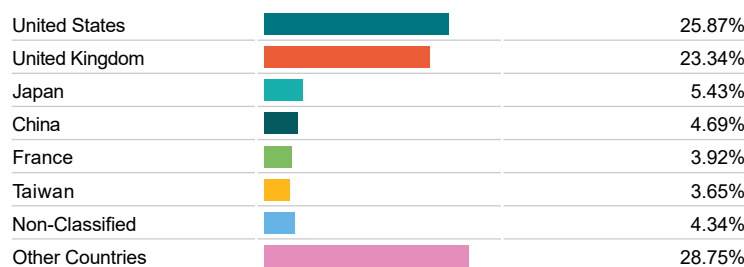
## Regional Allocation



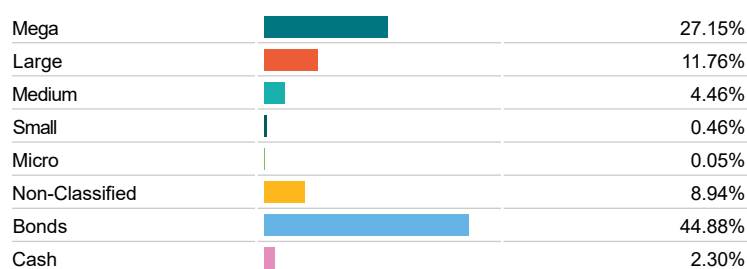
## Sector Breakdown



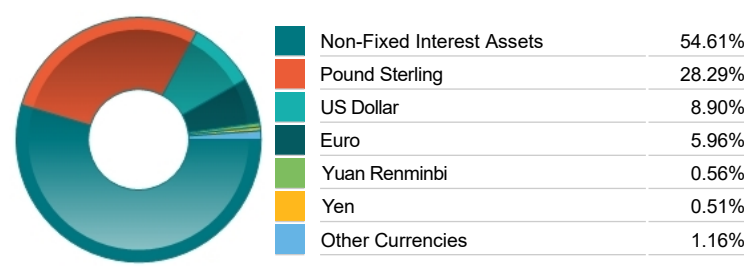
## Top Country Breakdown



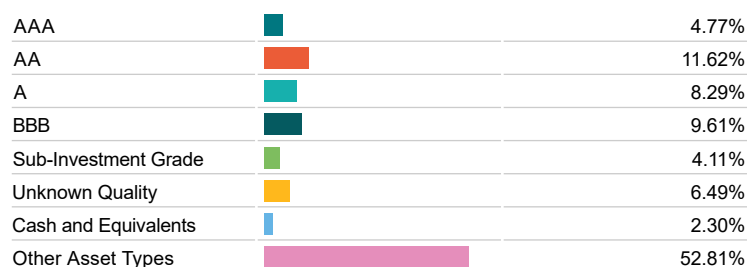
## Breakdown By Market Cap (%)



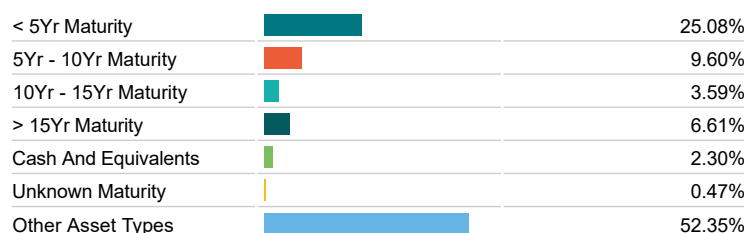
## Fixed Interest Currencies



## Fixed Interest Quality Profile



## Fixed Interest Maturity Profile



## Important Information

- The Industry Classification Benchmark is a product of FTSE International Limited and has been licensed for use.
- "Prudential" is a trading name of The Prudential Assurance Company Limited, which is registered in England and Wales. Registered office at 10 Fenchurch Avenue, London EC3M5AG. Registered number 15454. Authorised by the Prudential Regulation Authority and regulated by the Financial Conduct Authority and the Prudential Regulation Authority.