

Benchmark

Benchmark	IA UK Equity Income Sector Average
Benchmark Category	-
IA Sector	UK Equity Income

Identification Codes

Sedol Code	BGRLZK2
Mex Code	K8TOB
Isin Code	GB00BGRLZK23
Citi Code	PLF8

Fund Overview

Mid (06/11/2024)	110.70p
Historic yield	3.87%
Fund size (30/04/2023)	£162.58m
Number of holdings	53
Ongoing Charges	0.89%
Launch date	30/11/2018

Fund Charges

Entry Charge	0.00%
Ongoing Charges	0.89%

Fund Background

Valuation frequency	Daily
Valuation point	12:00
Fund type	OEIC
Launch price	£10.00
Fund currency	Pound Sterling
Fund domicile	United Kingdom
ISA allowable	Yes
SIPP allowable	Yes

Dealing

Minimum Investment	-
Minimum Top Up	-
Minimum Regular Saving	-
Settlement Period: Buy	3 days
Settlement Period: Sell	3 days
Pricing Basis	Forward
Dealing Decimals	-

Distribution Dates

Ex dividend date(s)	Income payment date(s)
01 February	30 April
01 August	29 October

Aims

To generate income and some capital over the long term (5 years or more) by investing in UK equities (company shares).

Performance Target: To deliver a yield greater than that of and achieve a return in excess of the FTSE All Share Index over a rolling five year period (before charges). There is no certainty or promise that the Performance Target will be achieved.

Performance Comparator: Investment Association UK Equity Income sector average.

The FTSE All Share Index (the "Index") is a representative index of the UK stock market.

The Investment Association UK Equity Income Sector (the "Sector") is a representative group of investment funds with a focus on UK equities with the aim of delivering a premium yield.

Performance

No data available! Please enter a valid code!

Fund Managers



Name: Charles Luke  
Manager for: 9 years, 4 months

Ratings

FE Crown

Group Details

Group name	abrdn OEIC
Group address	Aberdeen Standard Fund Managers Limited PO BOX 12233 Chelmsford CM99 2EE
Group telephone	0800 33 33 53
Dealing telephone	0800 33 33 53
Email	investments_marketline@standardlife.com
Homepage	www.aberdeenstandard.com
Fax number	0131 525 9720


Important Information

- Source of portfolio data: Broadridge. Source of performance data: FE fundinfo. We can't predict the future. Past performance isn't a guide to future performance. The figures shown are intended only to demonstrate performance history of the fund, after allowing for the impact of ongoing charges, but take no account of product charges. Ongoing charges may vary in the future and may be higher than they are now. Fund performance is based upon the movement of the daily price and is shown as total return in GBP with income reinvested. The value of your investment can go down as well as up so you might get back less than you put in.
- This factsheet is for information purposes only. If there is information or terminology included that you would like to discuss, then please contact an adviser. Investors should refer to their policy documentation and supporting brochures for fund availability, investment strategy, any product information and charges. Every care has been taken in populating this output, however it must be appreciated that neither Broadridge, Prudential nor their sources guarantee the accuracy, adequacy or completeness of this information or make any warranties regarding results from its usage.


Top 10 Holdings

Name	% Weight	Sector	Country
1 ASTRAZENECA	5.68%	Pharmaceuticals & Biotechnology	United Kingdom
2 RELX	5.15%	Media	United Kingdom
3 DIAGEO	5.05%	Beverages	United Kingdom
4 UNILEVER	4.85%	Personal Care, Drug & Grocery Stores	United Kingdom
5 BP	3.58%	Non-Renewable Energy	United Kingdom
6 TOTAL SE	3.33%	Non-Renewable Energy	France
7 SSE	3.12%	Electricity	United Kingdom
8 BHP GROUP	3.08%	Industrial Metals & Mining	Australia
9 LONDON STOCK EXCHANGE GROUP	2.86%	Finance & Credit Services	United Kingdom
10 COCA-COLA HBC AG	2.68%	Beverages	Switzerland

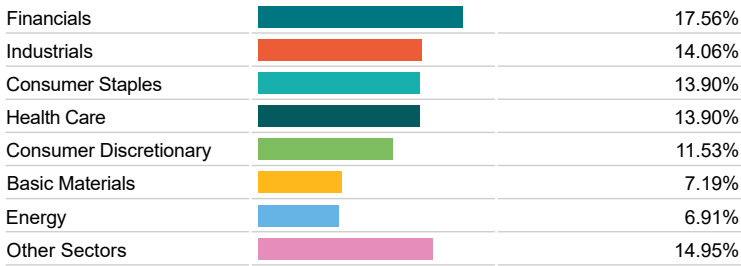
Asset Allocation



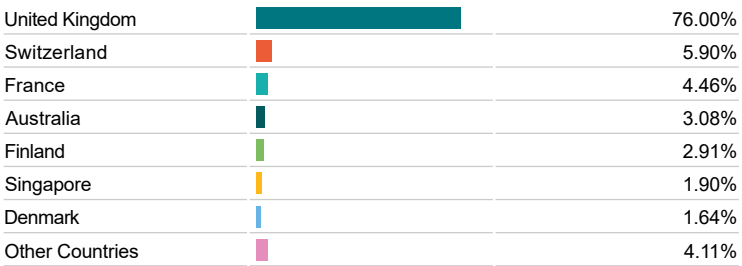
Regional Allocation



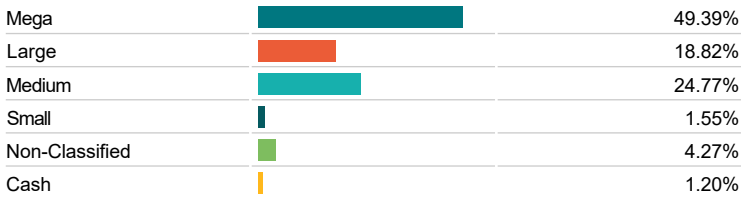
Equity Sector Breakdown



Top Country Breakdown



Breakdown By Market Cap (%)



Fixed Interest Currencies



Important Information

- The Industry Classification Benchmark is a product of FTSE International Limited and has been licensed for use.
- "Prudential" is a trading name of The Prudential Assurance Company Limited, which is registered in England and Wales. Registered office at 10 Fenchurch Avenue, London EC3M 5AG. Registered number 15454. Authorised by the Prudential Regulation Authority and regulated by the Financial Conduct Authority and the Prudential Regulation Authority.