

Benchmark

Benchmark	MSCI AC World High Dividend Yield Index
Benchmark Category	-
IA Sector	Global Equity Income

Identification Codes

Sedol Code	B3NG6H4
Mex Code	AFWIGT
Isin Code	GB00B3NG6H45
Citi Code	GOV1

Fund Overview

Mid (19/04/2023)	72.28p
Historic yield	4.30%
Fund size (28/02/2023)	£29.02m
Number of holdings	50
Ongoing Charges	0.86%
Launch date	09/10/2009

Fund Charges

Entry Charge	0.00%
Ongoing Charges	0.86%

Fund Background

Valuation frequency	Daily
Valuation point	12:00
Fund type	OEIC
Launch price	£0.25
Fund currency	Pound Sterling
Fund domicile	United Kingdom
ISA allowable	Yes
SIPP allowable	Yes

Dealing

Minimum Investment	£500000
Minimum Top Up	£10000
Minimum Regular Saving	-
Settlement Period: Buy	3 days
Settlement Period: Sell	3 days
Pricing Basis	Forward
Dealing Decimals	2

Distribution Dates

Ex dividend date(s)	Income payment date(s)
01 November	31 January
01 February	30 April
01 May	31 July
01 August	31 October

Aims

To generate income and some growth over the long term (5 years or more) by investing in equities (company shares) worldwide. Performance Target: To exceed the return of the MSCI AC World High Yield Index plus 3% per annum over rolling three year periods (before charges). The Performance Target is the level of performance that the management team hopes to achieve for the fund. There is however no certainty or promise that they will achieve the Performance Target. The ACD believes this is an appropriate target for the fund based on the investment policy of the fund and the constituents of the index.

Performance

No data available! Please enter a valid code!

Fund Managers



Name: Global Equity Team
Manager for: 38 years, 3 months

Ratings

FE Crown



Group Details

Group name	abrdn OEIC
Group address	Aberdeen Standard Fund Managers Limited PO BOX 12233 Chelmsford CM99 2EE
Group telephone	0800 33 33 53
Dealing telephone	0800 33 33 53
Email	investments_marketline@standardlife.com
Homepage	www.aberdeenstandard.com
Fax number	0131 525 9720


Important Information

- Source of portfolio data: Broadridge. Source of performance data: FE fundinfo. We can't predict the future. Past performance isn't a guide to future performance. The figures shown are intended only to demonstrate performance history of the fund, after allowing for the impact of ongoing charges, but take no account of product charges. Ongoing charges may vary in the future and may be higher than they are now. Fund performance is based upon the movement of the daily price and is shown as total return in GBP with income reinvested. The value of your investment can go down as well as up so you might get back less than you put in.
- This factsheet is for information purposes only. If there is information or terminology included that you would like to discuss, then please contact an adviser. Investors should refer to their policy documentation and supporting brochures for fund availability, investment strategy, any product information and charges. Every care has been taken in populating this output, however it must be appreciated that neither Broadridge, Prudential nor their sources guarantee the accuracy, adequacy or completeness of this information or make any warranties regarding results from its usage

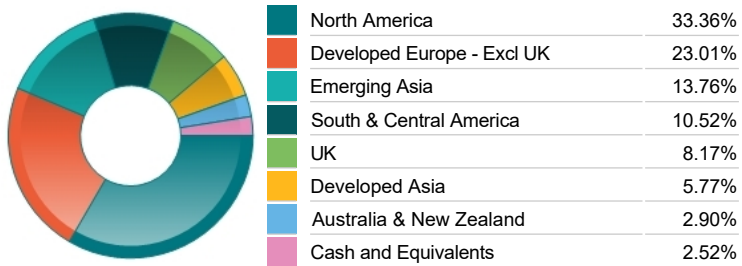
Top 10 Holdings

Name	% Weight	Sector	Country
1 BROADCOM INC	4.30%	Technology Hardware & Equipment	United States
2 GRUPO AEROPORTUARIO DEL SURESTE SA	4.08%	Industrial Transportation	Mexico
3 ABBVIE	4.02%	Pharmaceuticals & Biotechnology	United States
4 VALE S.A.	3.15%	Industrial Metals & Mining	Brazil
5 PHILIP MORRIS INTERNATIONAL	2.99%	Tobacco	United States
6 BRISTOL-MYERS SQUIBB CO	2.97%	Pharmaceuticals & Biotechnology	United States
7 CME GROUP	2.80%	Investment Banking & Brokerage Services	United States
8 ZURICH INSURANCE GROUP LTD	2.61%	Non-life Insurance	Switzerland
9 OVERSEA-CHINESE BANKING CORPORATION LIMITED	2.58%	Banks	Singapore
10 TOTAL SE	2.54%	Non-Renewable Energy	France

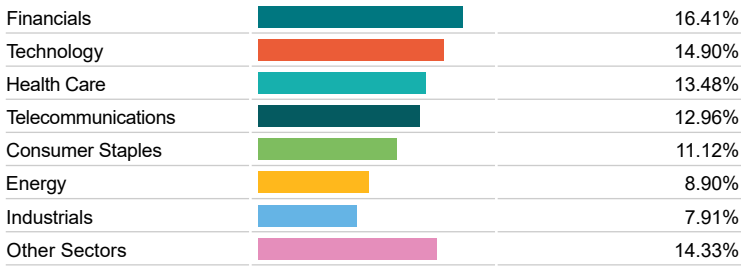
Asset Allocation



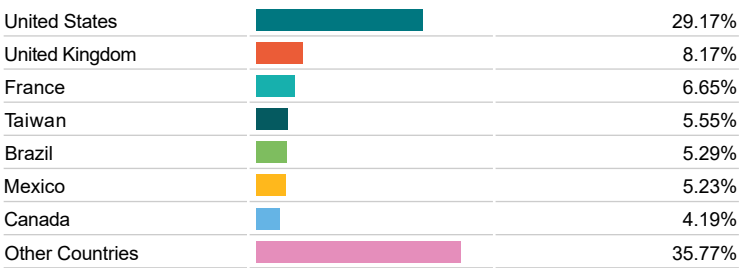
Regional Allocation



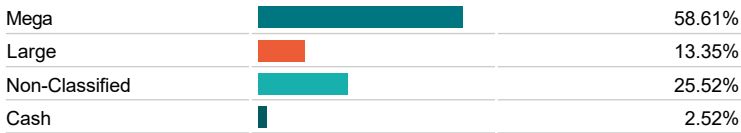
Equity Sector Breakdown



Top Country Breakdown



Breakdown By Market Cap (%)



Important Information

- The Industry Classification Benchmark is a product of FTSE International Limited and has been licensed for use.
- "Prudential" is a trading name of The Prudential Assurance Company Limited, which is registered in England and Wales. Registered office at 10 Fenchurch Avenue, London EC3M5AG. Registered number 15454. Authorised by the Prudential Regulation Authority and regulated by the Financial Conduct Authority and the Prudential Regulation Authority.