

### Benchmark

Benchmark	IA UK All Companies Sector
Benchmark Category	-
IA Sector	UK All Companies

### Identification Codes

Sedol Code	B8N46X9
Mex Code	BRSTRA
Isin Code	GB00B8N46X93
Citi Code	GUYK

### Fund Overview

Mid (31/07/2020)	231.95p
Historic yield	-
Fund size	-
Number of holdings	69
Ongoing Charges	0.92%
Launch date	11/12/2012

### Fund Charges

Entry Charge	0.00%
Ongoing Charges	0.92%

### Fund Background

Valuation frequency	Daily
Valuation point	12:00
Fund type	ICVC
Launch price	£1.00
Fund currency	Pound Sterling
Fund domicile	United Kingdom
ISA allowable	Yes
SIPP allowable	Yes

### Dealing

Minimum Investment	£500
Minimum Top Up	£100
Minimum Regular Saving	£20
Settlement Period: Buy	3 days
Settlement Period: Sell	3 days
Pricing Basis	Forward
Dealing Decimals	2

### Distribution Dates

Ex dividend date(s)	Income payment date(s)
01 April	31 May
01 October	30 November

### Aims

The Fund aims to produce an above average income and capital growth over the long term (5 years plus). The Fund invests at least 80% of its assets in shares or other equity related securities of companies incorporated, domiciled or carrying out the main part of their economic activity in the UK. In pursuing the Fund's investment objective, the fund manager may consider it appropriate to also invest in other transferable securities (including private and unlisted equities and non UK companies), money market instruments, collective investment schemes (including funds managed by the Invesco group), deposits and cash

### Performance

No data available! Please enter a valid code!

### Fund Managers



Name: James Goldstone Ciaran Mallon  
 Manager for: 5 years, 10 months 5 years, 10 months

### Ratings

FE Crown



### Group Details

Group name	Invesco ICVC
Group address	INVECO Park Henley-on-Thames Oxfordshire RG9 1HH United Kingdom
Group telephone	0800 028 2121
Dealing telephone	0800 085 8571
Email	Sally.Elsbury@Invesco.com
Homepage	https://www.invesco.co.uk/uk
Fax number	01491 416000

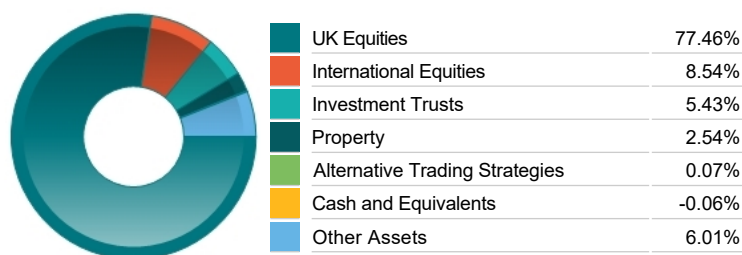
### Important Information

- Source of portfolio data: Broadridge. Source of performance data: FE fundinfo. We can't predict the future. Past performance isn't a guide to future performance. The figures shown are intended only to demonstrate performance history of the fund, after allowing for the impact of ongoing charges, but take no account of product charges. Ongoing charges may vary in the future and may be higher than they are now. Fund performance is based upon the movement of the daily price and is shown as total return in GBP with income reinvested. The value of your investment can go down as well as up so you might get back less than you put in.
- This factsheet is for information purposes only. If there is information or terminology included that you would like to discuss, then please contact an adviser. Investors should refer to their policy documentation and supporting brochures for fund availability, investment strategy, any product information and charges. Every care has been taken in populating this output, however it must be appreciated that neither Broadridge, Prudential nor their sources guarantee the accuracy, adequacy or completeness of this information or make any warranties regarding results from its usage

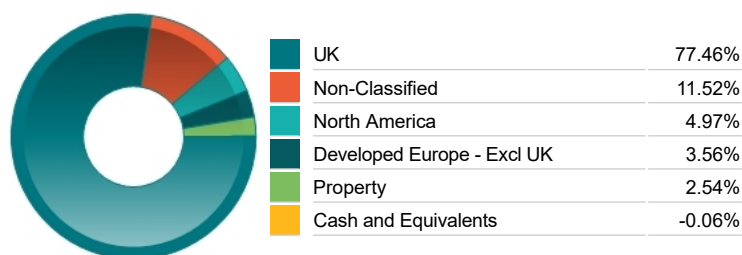
**Top 10 Holdings**

Name	% Weight	Sector	Country
1 PURETECH HEALTH	5.96%	Pharmaceuticals & Biotechnology	United Kingdom
2 BRITISH AMERICAN TOBACCO	4.64%	Tobacco	United Kingdom
3 BP	4.63%	Non-Renewable Energy	United Kingdom
4 TESCO	3.44%	Personal Care, Drug & Grocery Stores	United Kingdom
5 BARRICK GOLD CORP	3.39%	Precious Metals & Mining	Canada
6 GLAXOSMITHKLINE	2.97%	Pharmaceuticals & Biotechnology	United Kingdom
7 LEGAL & GENERAL GROUP	2.92%	Life Insurance	United Kingdom
8 Invesco STIC Sterling Liquidity Agency Class	2.76%	Managed Funds	Non-Classified
9 TOTAL SA	2.73%	Non-Renewable Energy	France
10 Pollen Street Secured Lending Plc Pollen Street Secured Lending Plc Ord GBP0.01	2.62%	Equity Investment Instruments	Non-Classified

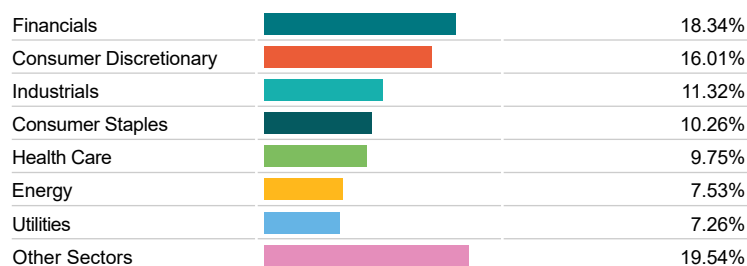
**Asset Allocation**



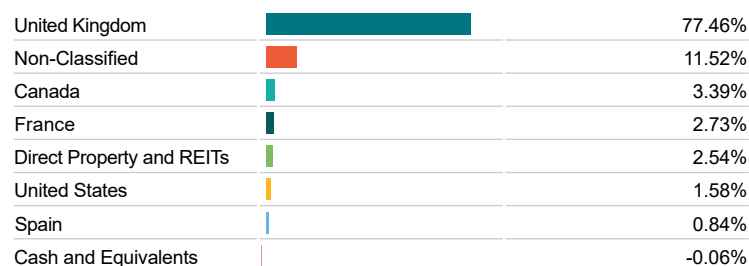
**Regional Allocation**



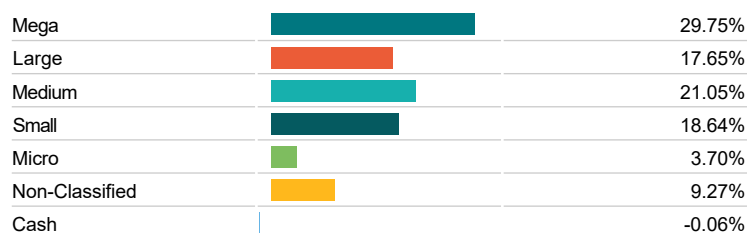
**Equity Sector Breakdown**



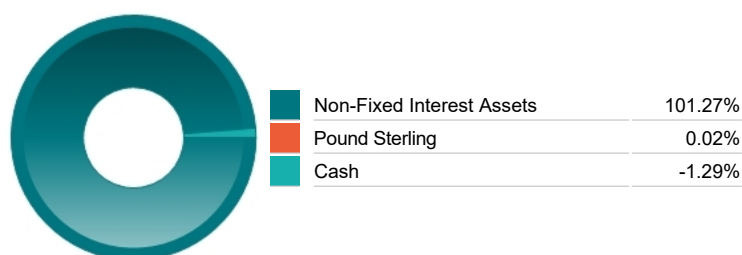
**Top Country Breakdown**



**Breakdown By Market Cap (%)**



**Fixed Interest Currencies**



**Important Information**

- The Industry Classification Benchmark is a product of FTSE International Limited and has been licensed for use.
- "Prudential" is a trading name of The Prudential Assurance Company Limited, which is registered in England and Wales. Registered office at 10 Fenchurch Avenue, London EC3M5AG. Registered number 15454. Authorised by the Prudential Regulation Authority and regulated by the Financial Conduct Authority and the Prudential Regulation Authority.