

Benchmark

Benchmark	MSCI Europe ex UK Index + 1.5%
Benchmark Category	-
IA Sector	Europe Excluding UK

Identification Codes

Sedol Code	0605825
Mex Code	BGEBA
Isin Code	GB0006058258
Citi Code	BG90

Fund Overview

Mid (22/08/2025)	2877.00p
Historic yield	0.31%
Fund size (30/06/2025)	£222.90m
Number of holdings	39
Ongoing Charges	0.59%
Launch date	06/01/2000

Fund Charges

Entry Charge	0.00%
Ongoing Charges	0.59%

Fund Background

Valuation frequency	Daily
Valuation point	10:00
Fund type	OEIC
Launch price	£1.00
Fund currency	Pound Sterling
Fund domicile	United Kingdom
ISA allowable	Yes
SIPP allowable	Yes

Dealing

Minimum Investment	£1000
Minimum Top Up	£0
Minimum Regular Saving	£50
Settlement Period: Buy	3 days
Settlement Period: Sell	3 days
Pricing Basis	Forward
Dealing Decimals	-

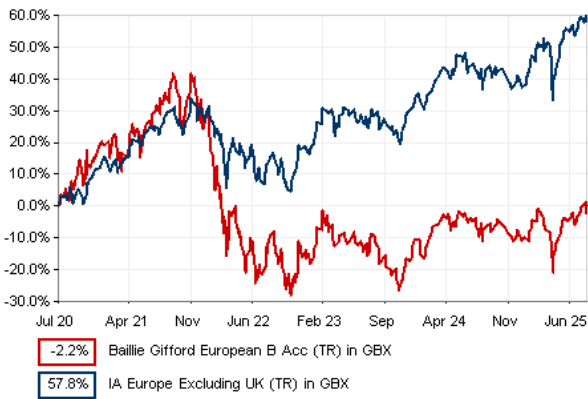
Distribution Dates

Ex dividend date(s)	Income payment date(s)
30 April	30 June

Aims

The fund aims to outperform (after deduction of costs) the MSCI Europe ex UK Index, as stated in sterling, by at least 1.5% per annum over rolling five-year periods.

Performance



Discrete performance - to last month end

	31/07/20 to 31/07/21	31/07/21 to 31/07/22	31/07/22 to 31/07/23	31/07/23 to 31/07/24	31/07/24 to 31/07/25
Fund	32.5%	-33.4%	3.6%	3.4%	3.5%
Sector	25.8%	-9.2%	14.4%	9.5%	10.2%
Rank	32/125	129/129	126/132	127/133	109/133
Quartile	1	4	4	4	4

Annualised performance

	3 Years to 31/07/25	5 Years to 31/07/25	10 Years to 31/07/25
Fund	3.5%	-0.5%	8.1%
Sector	11.4%	9.6%	8.3%
Rank	124/132	125/125	58/100
Quartile	4	4	3

Fund Managers



Name:	Chris Davies	Chris Howarth	Stephen Paice
Manager for:	5 years, 11 months	1 years, 7 months	14 years, 4 months

Ratings

FE Crown



Group Details

Group name	Baillie Gifford & Co
Group address	Calton Square 1 Greenside Row Edinburgh EH1 3AN
Group telephone	0800 917 4752
Dealing telephone	0800 917 4750
Email	trustenquiries@bailliegifford.com
Homepage	www.bailliegifford.com/intermediaries
Fax number	0131 275 3955

Important Information

- Source of portfolio data: Broadridge. Source of performance data: FE fundinfo. We can't predict the future. Past performance isn't a guide to future performance. The figures shown are intended only to demonstrate performance history of the fund, after allowing for the impact of ongoing charges, but take no account of product charges. Ongoing charges may vary in the future and may be higher than they are now. Fund performance is based upon the movement of the daily price and is shown as total return in GBP with income reinvested. The value of your investment can go down as well as up so you might get back less than you put in.
- This factsheet is for information purposes only. If there is information or terminology included that you would like to discuss, then please contact an adviser. Investors should refer to their policy documentation and supporting brochures for fund availability, investment strategy, any product information and charges. Every care has been taken in populating this output, however it must be appreciated that neither Broadridge, Prudential nor their sources guarantee the accuracy, adequacy or completeness of this information or make any warranties regarding results from its usage.


Top 10 Holdings

Name	% Weight	Sector	Country
1 TOPICUS.COM INC	6.76%	Software & Computer Services	Canada
2 RYANAIR HOLDINGS PUBLIC LIMITED COMPANY	4.97%	Travel & Leisure	Ireland
3 VEND MARKETPLACES ASA	4.92%	Software & Computer Services	Norway
4 PROSUS N.V.	4.32%	Software & Computer Services	Netherlands
5 DSV AS	4.18%	Industrial Transportation	Denmark
6 ASML HOLDING N.V.	3.80%	Technology Hardware & Equipment	Netherlands
7 SPOTIFY TECHNOLOGY S A	3.54%	Media	Luxembourg
8 REPLY S.P.A.	3.49%	Software & Computer Services	Italy
9 HYPOPORT SE	3.34%	Investment Banking & Brokerage Services	Germany
10 ALLEGRO.EU	3.32%	Consumer Services	Luxembourg

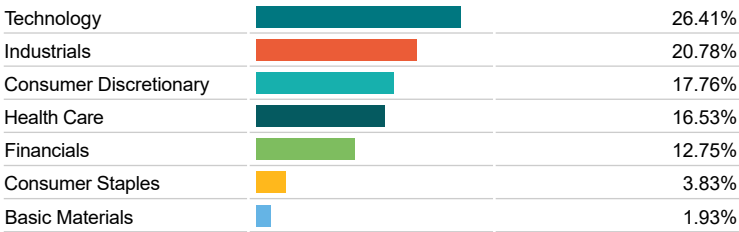
Asset Allocation



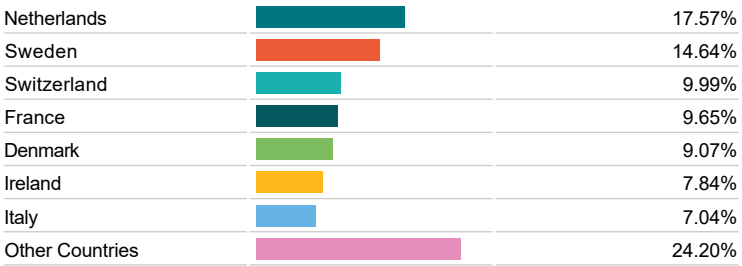
Regional Allocation



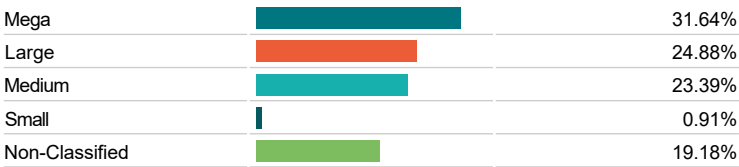
Equity Sector Breakdown



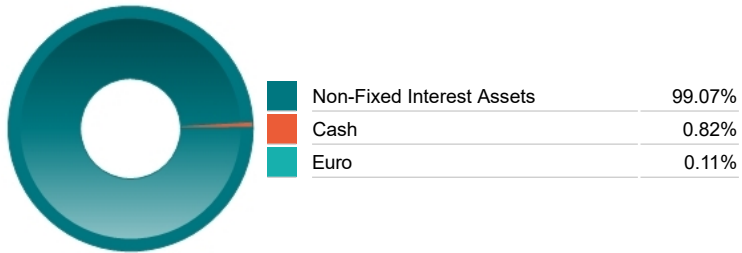
Top Country Breakdown



Breakdown By Market Cap (%)



Fixed Interest Currencies



Important Information

- The Industry Classification Benchmark is a product of FTSE International Limited and has been licensed for use.
- "Prudential" is a trading name of The Prudential Assurance Company Limited, which is registered in England and Wales. Registered office at 10 Fenchurch Avenue, London EC3M 5AG. Registered number 15454. Authorised by the Prudential Regulation Authority and regulated by the Financial Conduct Authority and the Prudential Regulation Authority.