

Benchmark

Benchmark	IA Flexible Investment
Benchmark Category	Comparator
IA Sector	Flexible Investment

Identification Codes

Sedol Code	3002962
Mex Code	NUSAG2
Isin Code	GB0030029622
Citi Code	CU94

Fund Overview

Mid (07/04/2026)	301.53p
Historic yield	0.00%
Fund size (28/02/2026)	£645.48m
Number of holdings	227
Ongoing Charges	0.86%
Launch date	19/02/2001

Fund Charges

Entry Charge	0.00%
Ongoing Charges	0.86%

Fund Background

Valuation frequency	Daily
Valuation point	12:00
Fund type	OEIC
Launch price	£0.50
Fund currency	Pound Sterling
Fund domicile	United Kingdom
ISA allowable	Yes
SIPP allowable	Yes

Dealing

Minimum Investment	£500000
Minimum Top Up	£25000
Minimum Regular Saving	-
Settlement Period: Buy	4 days
Settlement Period: Sell	4 days
Pricing Basis	Forward
Dealing Decimals	3

Distribution Dates

Ex dividend date(s)	Income payment date(s)
01 February	31 March
01 August	30 September

Aims

The Fund aims to deliver capital growth over the long term (5 years or more).

Performance



Discrete performance - to last month end

	31/03/21 to 31/03/22	31/03/22 to 31/03/23	31/03/23 to 31/03/24	31/03/24 to 31/03/25	31/03/25 to 31/03/26
Fund	5.1%	-7.5%	20.1%	-5.5%	0.7%
Sector	5.0%	-4.0%	10.1%	2.9%	12.4%
Rank	73/134	118/144	3/149	154/157	161/166
Quartile	3	4	1	4	4

Annualised performance

	Annualised		
	3 Years to 31/03/26	5 Years to 31/03/26	10 Years to 31/03/26
Fund	4.5%	2.1%	9.6%
Sector	8.4%	5.1%	6.7%
Rank	136/149	124/134	5/82
Quartile	4	4	1

Fund Managers



Name:	Chris Foster	Peter Michaelis	Simon Clements
Manager for:	6 years	25 years, 1 months	24 years, 4 months

Ratings

FE Crown



Group Details

Group name	Liontrust Fund Partners LLP
Group address	2 Savoy Court London WC2R 0EZ
Group telephone	020 7412 1766
Dealing telephone	020 7964 4774
Email	info@liontrust.co.uk
Homepage	www.liontrust.co.uk
Fax number	020 7412 1779


Important Information

- Source of portfolio data: Broadridge. Source of performance data: FE fundinfo. We can't predict the future. Past performance isn't a guide to future performance. The figures shown are intended only to demonstrate performance history of the fund, after allowing for the impact of ongoing charges, but take no account of product charges. Ongoing charges may vary in the future and may be higher than they are now. Fund performance is based upon the movement of the daily price and is shown as total return in GBP with income reinvested. The value of your investment can go down as well as up so you might get back less than you put in.
- This factsheet is for information purposes only. If there is information or terminology included that you would like to discuss, then please contact an adviser. Investors should refer to their policy documentation and supporting brochures for fund availability, investment strategy, any product information and charges. Every care has been taken in populating this output, however it must be appreciated that neither Broadridge, Prudential nor their sources guarantee the accuracy, adequacy or completeness of this information or make any warranties regarding results from its usage.

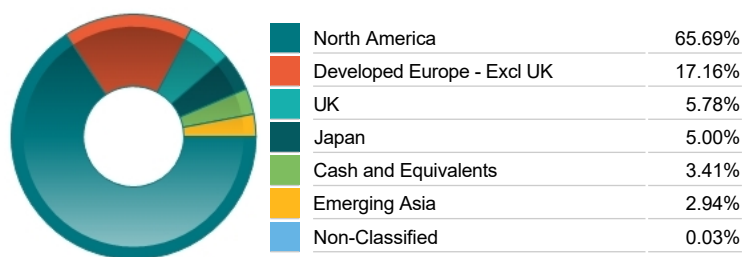
Top 10 Holdings

Name	% Weight	Sector	Country
1 VISA	3.30%	Industrial Support Services	United States
2 ASML HOLDING N.V.	3.21%	Technology Hardware & Equipment	Netherlands
3 ALPHABET	3.20%	Software & Computer Services	United States
4 CADENCE DESIGN SYSTEMS	3.10%	Software & Computer Services	United States
5 ADVANTEST CORP	3.03%	Technology Hardware & Equipment	Japan
6 TAIWAN SEMICONDUCTOR MANUFACTURING COMPANY LIMITED	2.94%	Technology Hardware & Equipment	Taiwan
7 RINGJOBING LANDBOBANK. AKTIESELSKAB	2.79%	Banks	Denmark
8 THERMO FISHER SCIENTIFIC	2.75%	Medical Equipment & Services	United States
9 BROADCOM	2.59%	Technology Hardware & Equipment	United States
10 VERALTO CORPORATION	2.29%	Electronic & Electrical Equipment	United States

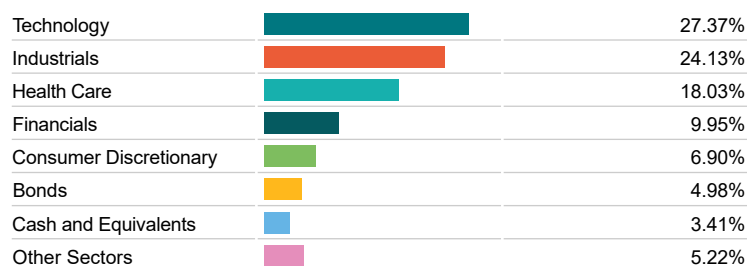
Asset Allocation



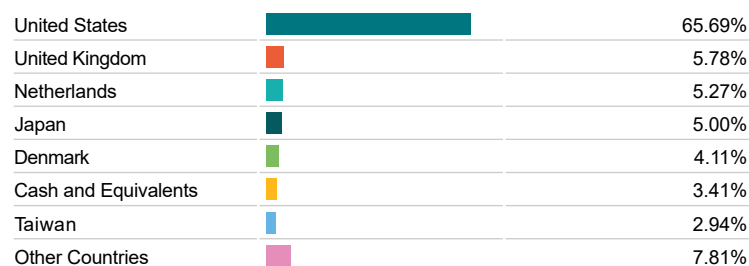
Regional Allocation



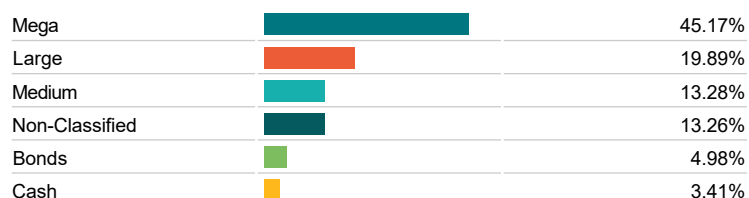
Equity Sector Breakdown



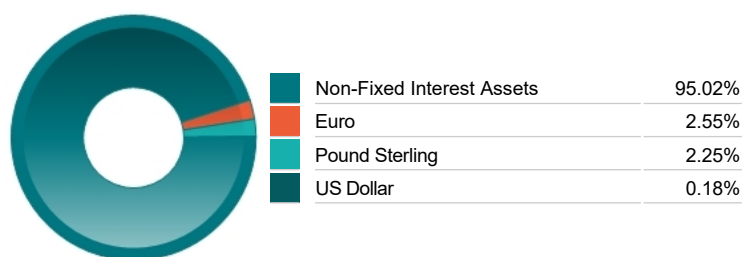
Top Country Breakdown



Breakdown By Market Cap (%)



Fixed Interest Currencies



Important Information

- The Industry Classification Benchmark is a product of FTSE International Limited and has been licensed for use.
- "Prudential" is a trading name of The Prudential Assurance Company Limited, which is registered in England and Wales. Registered office at 10 Fenchurch Avenue, London EC3M 5AG. Registered number 15454. Authorised by the Prudential Regulation Authority and regulated by the Financial Conduct Authority and the Prudential Regulation Authority.

Commentary

International equity markets ended the year on a positive note. The main contributor was US data storage group Equinix. The company has recorded impressive sales growth on the back of demand for digital technology with data storage solutions providing scope for efficient management of energy costs. The shares were added to the Nasdaq 100 Index in December. Amongst industrials, US group BorgWarner is a leading provider of components for the autos industry that enhance fuel efficiency and control pollution from cars. The company is expanding in the Asia Pacific region, recently opening a new production facility in China. The main detractor last month was our holding in natural gas producer BG Group, which had cut back production guidance on delays to project start-ups and lost further ground on weaker energy prices. Data centre operator Telecity fell back on profit taking. However, demand for data centres is growing and Telecity has recently added capacity in the key London docklands market. New Oriental Education was subject to profit taking at year-end as the Chinese equity market had rallied strongly. The share price had recovered in recent months as an investigation into its accounting policies showed no evidence of malpractice.

Important Information

- "Prudential" is a trading name of The Prudential Assurance Company Limited, which is registered in England and Wales. Registered office at 10 Fenchurch Avenue, London EC3M 5AG. Registered number 15454. Authorised by the Prudential Regulation Authority and regulated by the Financial Conduct Authority and the Prudential Regulation Authority.