

## Benchmark

Benchmark	FTSE AW Asia Pacific Ex Japan TR GBP
Benchmark Category	-
IA Sector	Asia Pacific Excluding Japan

## Identification Codes

Sedol Code	B8KT3V4
Mex Code	RSINTG
Isin Code	GB00B8KT3V48
Citi Code	GP1G

## Fund Overview

Mid (11/12/2025)	272.75p
Historic yield	3.24%
Fund size (30/09/2025)	£746.34m
Number of holdings	44
Ongoing Charges	0.87%
Launch date	30/08/2012

## Fund Charges

Entry Charge	0.00%
Ongoing Charges	0.87%

## Fund Background

Valuation frequency	Daily
Valuation point	12:00
Fund type	ICVC
Launch price	£1.00
Fund currency	Pound Sterling
Fund domicile	United Kingdom
ISA allowable	Yes
SIPP allowable	Yes

## Dealing

Minimum Investment	£10000000
Minimum Top Up	£0
Minimum Regular Saving	-
Settlement Period: Buy	3 days
Settlement Period: Sell	3 days
Pricing Basis	Forward
Dealing Decimals	4

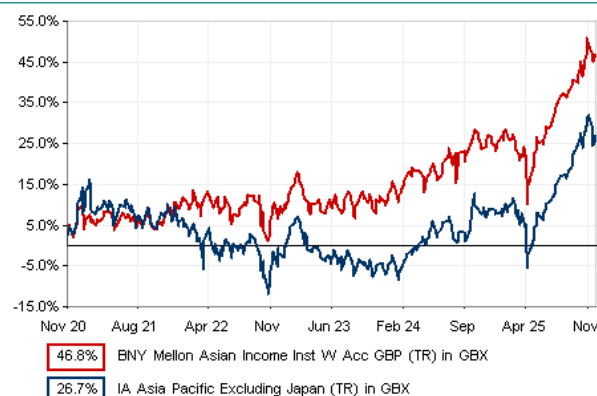
## Distribution Dates

Ex dividend date(s)	Income payment date(s)
02 January	28 February
03 April	31 May
03 July	31 August
02 October	30 November

## Aims

The objective of the Sub-Fund is to achieve income together with long-term capital growth predominantly through investments in securities in Asia Pacific ex Japan (including Australia & New Zealand) region. The Sub-Fund may also invest in collective investment schemes.

## Performance



## Discrete performance - to last month end

	30/11/20 to 30/11/21	30/11/21 to 30/11/22	30/11/22 to 30/11/23	30/11/23 to 30/11/24	30/11/24 to 30/11/25
Fund	6.3%	3.9%	0.1%	12.9%	17.7%
Sector	5.8%	-6.1%	-5.0%	13.9%	17.9%
Rank	51/107	17/111	27/116	71/117	76/117
Quartile	2	1	1	3	3

## Annualised performance

		Annualised		
		3 Years to 30/11/25	5 Years to 30/11/25	10 Years to 30/11/25
Fund		10.0%	8.0%	9.5%
Sector		8.4%	4.8%	9.3%
Rank		53/115	18/107	37/88
Quartile		2	1	2

## Fund Managers



Name: Alex Khosla Zoe Kan  
 Manager for: 3 years, 2 months 9 years, 6 months

## Ratings

FE Crown



## Group Details

Group name	BNY Mellon Fund Management (Luxembourg) S.A.
Group address	BNY Mellon Asset Management International Limited The Bank of New York Mellon Centre 160 Queen Victoria Street London EC4V 4LA United Kingdom
Group telephone	0500 66 00 00
Dealing telephone	-
Email	-
Homepage	www.bnymellonam.com
Fax number	-


## Important Information

- Source of portfolio data: Broadridge. Source of performance data: FE fundinfo. We can't predict the future. Past performance isn't a guide to future performance. The figures shown are intended only to demonstrate performance history of the fund, after allowing for the impact of ongoing charges, but take no account of product charges. Ongoing charges may vary in the future and may be higher than they are now. Fund performance is based upon the movement of the daily price and is shown as total return in GBP with income reinvested. The value of your investment can go down as well as up so you might get back less than you put in.
- This factsheet is for information purposes only. If there is information or terminology included that you would like to discuss, then please contact an adviser. Investors should refer to their policy documentation and supporting brochures for fund availability, investment strategy, any product information and charges. Every care has been taken in populating this output, however it must be appreciated that neither Broadridge, Prudential nor their sources guarantee the accuracy, adequacy or completeness of this information or make any warranties regarding results from its usage.


Top 10 Holdings

Name	% Weight	Sector	Country
1 TAIWAN SEMICONDUCTOR MANUFACTURING COMPANY LIMITED	9.48%	Technology Hardware & Equipment	Taiwan
2 SAMSUNG ELECTRONICS CO. LTD	6.78%	Telecommunications Equipment	South Korea
3 DBS GROUP HOLDINGS LTD	6.33%	Banks	Singapore
4 SINGAPORE TECHNOLOGIES ENGINEERING LTD	4.81%	Aerospace & Defence	Singapore
5 AIA GROUP LIMITED	4.33%	Life Insurance	Hong Kong
6 ITC LIMITED	3.89%	Tobacco	India
7 HONG KONG EXCHANGES AND CLEARING LIMITED	3.37%	Investment Banking & Brokerage Services	Hong Kong
8 NATIONAL AUSTRALIA BANK LIMITED	3.03%	Banks	Australia
9 SINGAPORE EXCHANGE LIMITED	2.62%	Investment Banking & Brokerage Services	Singapore
10 MEDIATEK CORPORATION	2.58%	Technology Hardware & Equipment	Taiwan

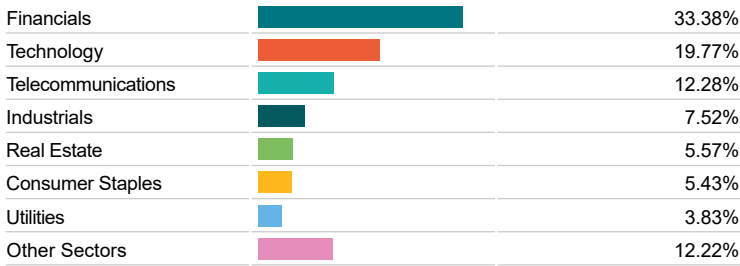
Asset Allocation



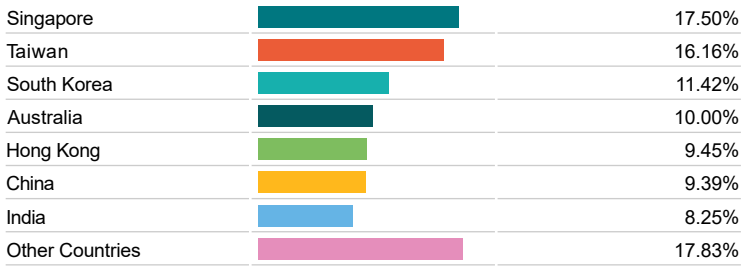
Regional Allocation



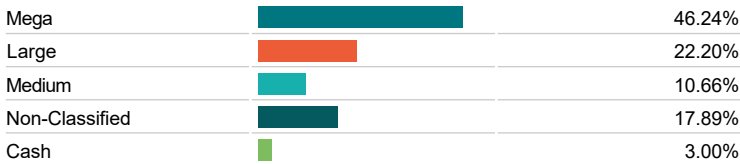
Equity Sector Breakdown



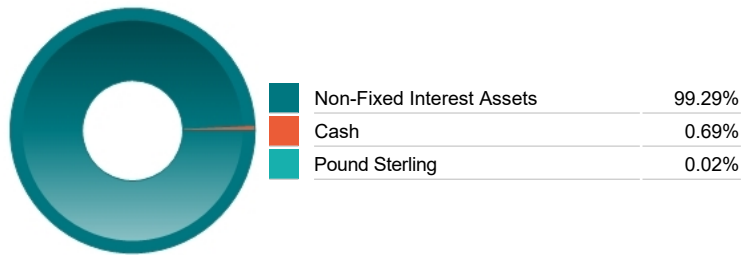
Top Country Breakdown



Breakdown By Market Cap (%)



Fixed Interest Currencies



Important Information

- The Industry Classification Benchmark is a product of FTSE International Limited and has been licensed for use.
- "Prudential" is a trading name of The Prudential Assurance Company Limited, which is registered in England and Wales. Registered office at 10 Fenchurch Avenue, London EC3M 5AG. Registered number 15454. Authorised by the Prudential Regulation Authority and regulated by the Financial Conduct Authority and the Prudential Regulation Authority.