

## Benchmark

Benchmark	-
Benchmark Category	-
IA Sector	Mixed Investment 20-60% Shares

## Identification Codes

Sedol Code	BF77ZT2
Mex Code	-
Isin Code	GB00BF77ZT29
Citi Code	QWDS

## Fund Overview

Mid (02/04/2026)	75.64p
Historic yield	-
Fund size (28/02/2026)	£211.50m
Number of holdings	16358
Ongoing Charges	0.53%
Launch date	19/03/2020

## Fund Charges

Entry Charge	0.00%
Ongoing Charges	0.53%

## Fund Background

Valuation frequency	Daily
Valuation point	12:00
Fund type	Unit Trust
Launch price	£0.50
Fund currency	Pound Sterling
Fund domicile	United Kingdom
ISA allowable	Yes
SIPP allowable	Yes

## Dealing

Minimum Investment	-
Minimum Top Up	-
Minimum Regular Saving	-
Settlement Period: Buy	4 days
Settlement Period: Sell	4 days
Pricing Basis	Forward
Dealing Decimals	-

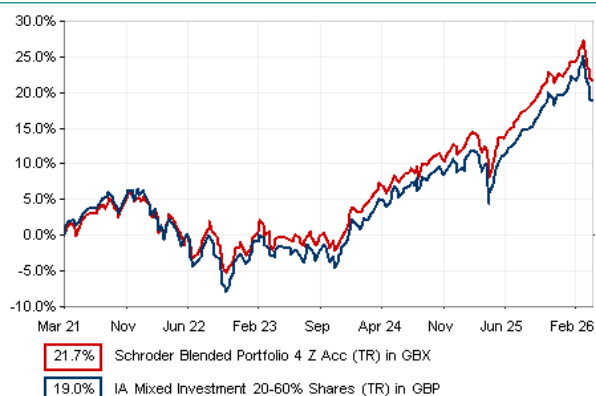
## Distribution Dates

Ex dividend date(s)	Income payment date(s)
06 October	05 December

## Aims

The Fund aims to provide capital growth and income by investing in a diversified range of assets and markets worldwide with a target average volatility (a measure of how much the Fund's returns may vary over a year) over a rolling three year period of between 7% to 8% per annum.

## Performance




## Discrete performance - to last month end

	31/03/21 to 31/03/22	31/03/22 to 31/03/23	31/03/23 to 31/03/24	31/03/24 to 31/03/25	31/03/25 to 31/03/26
Fund	3.1%	-4.0%	8.4%	4.7%	8.4%
Sector	2.7%	-4.8%	7.7%	3.7%	8.9%
Rank	82/160	57/165	67/172	49/185	111/192
Quartile	3	2	2	2	3

## Annualised performance

	Annualised		
	3 Years to 31/03/26	5 Years to 31/03/26	10 Years to 31/03/26
Fund	7.1%	4.0%	n/a
Sector	6.7%	3.5%	4.5%
Rank	72/172	60/160	n/a
Quartile	2	2	n/a

## Fund Managers



Name: Rob Starkey Ryan Paterson  
 Manager for: 1 years, 11 months 1 years, 11 months

## Ratings

FE Crown



## Group Details

Group name	Schroder Unit Trusts Limited
Group address	1 London Wall Place, London, EC2Y 5AU United Kingdom
Group telephone	0800 718 777
Dealing telephone	0800 718 788
Email	investorservices@schroders.com
Homepage	www.schroders.co.uk
Fax number	0870 043 4080

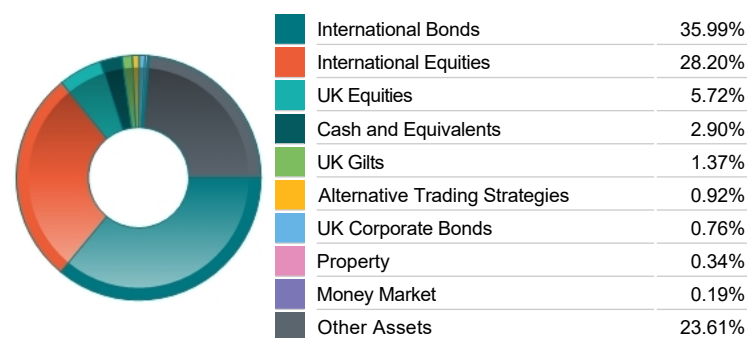
## Important Information

- Source of portfolio data: Broadridge. Source of performance data: FE fundinfo. We can't predict the future. Past performance isn't a guide to future performance. The figures shown are intended only to demonstrate performance history of the fund, after allowing for the impact of ongoing charges, but take no account of product charges. Ongoing charges may vary in the future and may be higher than they are now. Fund performance is based upon the movement of the daily price and is shown as total return in GBP with income reinvested. The value of your investment can go down as well as up so you might get back less than you put in.
- This factsheet is for information purposes only. If there is information or terminology included that you would like to discuss, then please contact an adviser. Investors should refer to their policy documentation and supporting brochures for fund availability, investment strategy, any product information and charges. Every care has been taken in populating this output, however it must be appreciated that neither Broadridge, Prudential nor their sources guarantee the accuracy, adequacy or completeness of this information or make any warranties regarding results from its usage

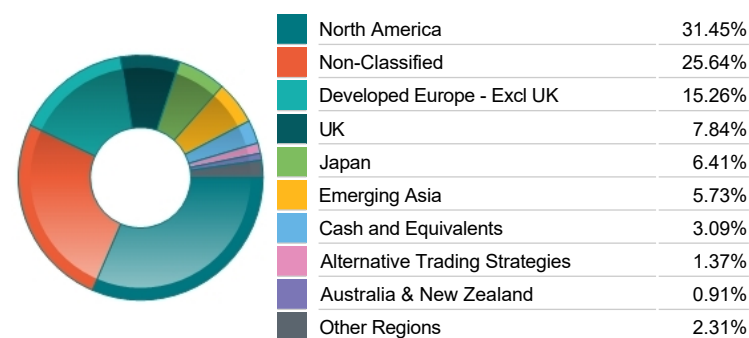
Top 10 Holdings

Name	% Weight	Sector	Country
1 MI TwentyFour Investment Funds Dynamic Bond Class I Net	2.41%	Bonds	Non-Classified
2 Jupiter Merian Global Equity Absolute Return Class Z2 Hedged	1.37%	Non-Classified	Alternative Trading Strategies
3 NVIDIA CORPORATION	0.88%	Technology Hardware & Equipment	United States
4 APPLE	0.77%	Technology Hardware & Equipment	United States
5 MICROSOFT CORPORATION	0.71%	Software & Computer Services	United States
6 TAIWAN SEMICONDUCTOR MANUFACTURING COMPANY LIMITED	0.54%	Technology Hardware & Equipment	Taiwan
7 AMAZON.COM	0.51%	Retailers	United States
8 ALPHABET	0.43%	Software & Computer Services	United States
9 BROADCOM	0.35%	Technology Hardware & Equipment	United States
10 META PLATFORMS	0.32%	Software & Computer Services	United States

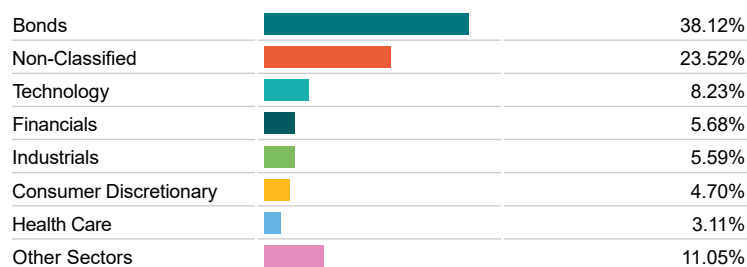
Asset Allocation



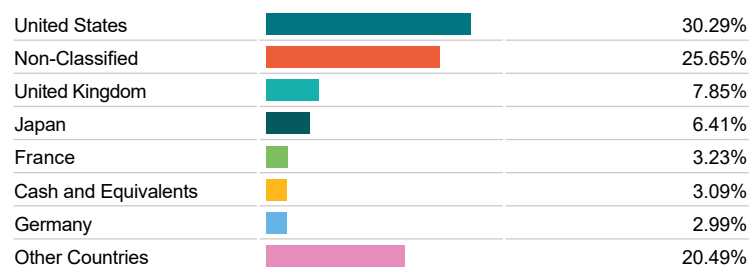
Regional Allocation



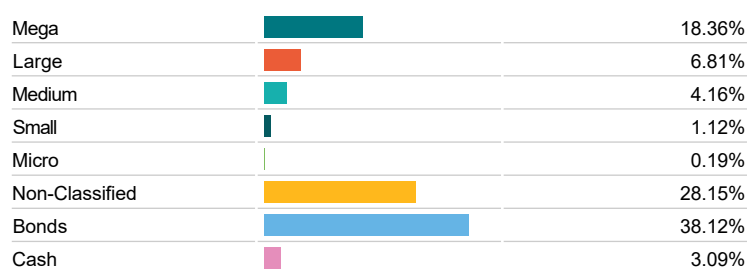
Bond Sector Breakdown



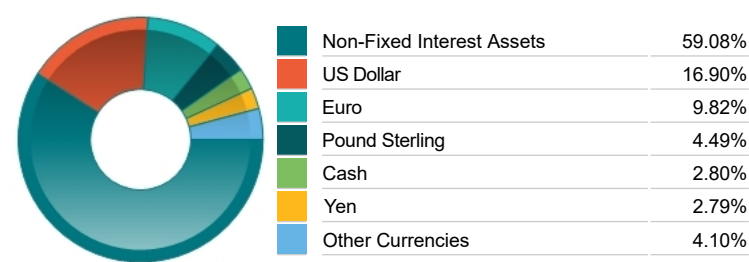
Top Country Breakdown



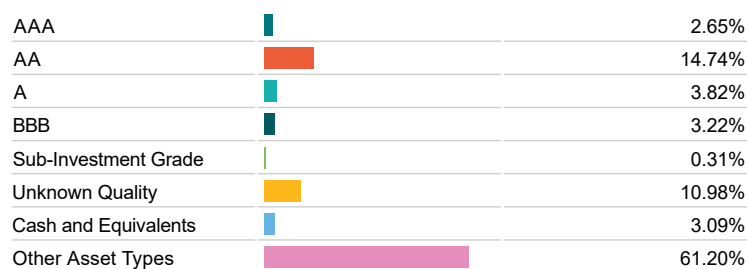
Breakdown By Market Cap (%)



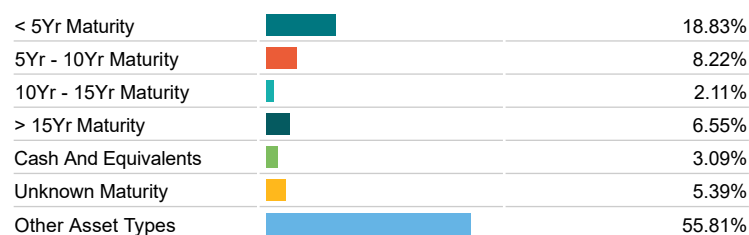
Fixed Interest Currencies



Fixed Interest Quality Profile



Fixed Interest Maturity Profile



Important Information

- The Industry Classification Benchmark is a product of FTSE International Limited and has been licensed for use.
- "Prudential" is a trading name of The Prudential Assurance Company Limited, which is registered in England and Wales. Registered office at 10 Fenchurch Avenue, London EC3M5AG. Registered number 15454. Authorised by the Prudential Regulation Authority and regulated by the Financial Conduct Authority and the Prudential Regulation Authority.