

Benchmark

Benchmark	MSCI Europe ex UK Index
Benchmark Category	Target
IA Sector	Europe Excluding UK

Identification Codes

Sedol Code	BMCHTN8
Mex Code	-
Isin Code	GB00BMCHTN80
Citi Code	-

Fund Overview

Mid	-
Historic yield	2.18%
Fund size (30/06/2025)	£974.24m
Number of holdings	32
Ongoing Charges	0.45%
Launch date	29/09/1989

Fund Charges

Entry Charge	0.00%
Ongoing Charges	0.45%

Fund Background

Valuation frequency	Daily
Valuation point	12:00
Fund type	OEIC
Launch price	€0.50
Fund currency	Euro
Fund domicile	United Kingdom
ISA allowable	Yes
SIPP allowable	Yes

Dealing

Minimum Investment	-
Minimum Top Up	-
Minimum Regular Saving	-
Settlement Period: Buy	-
Settlement Period: Sell	-
Pricing Basis	None
Dealing Decimals	-

Aims

The Fund aims to: • Provide a higher total return (capital growth plus income), net of the Ongoing Charge Figure, than that of the MSCI Europe ex UK Index over any five-year period, and • As its Sustainability Goal, support the mitigation of climate change by investing at least 70% of the Fund in companies that contribute towards the Paris Agreement climate change goal* and have the potential to reduce their contribution to climate change determined by their potential to decarbonise their operations over time and ultimately reach Net Zero.

Performance

Fund Managers



Name: John William Olsen
Manager for: 11 years, 1 months

Group Details

Group name	M&G Investments
Group address	10 Fenchurch Avenue London EC3M 5AG United Kingdom
Group telephone	0800 390 390
Dealing telephone	0800 328 3196
Email	info@mandg.co.uk
Homepage	www.mandg.co.uk
Fax number	-


Important Information

- Source of portfolio data: Broadridge. Source of performance data: FE fundinfo. We can't predict the future. Past performance isn't a guide to future performance. The figures shown are intended only to demonstrate performance history of the fund, after allowing for the impact of ongoing charges, but take no account of product charges. Ongoing charges may vary in the future and may be higher than they are now. Fund performance is based upon the movement of the daily price and is shown as total return in GBP with income reinvested. The value of your investment can go down as well as up so you might get back less than you put in.
- This factsheet is for information purposes only. If there is information or terminology included that you would like to discuss, then please contact an adviser. Investors should refer to their policy documentation and supporting brochures for fund availability, investment strategy, any product information and charges. Every care has been taken in populating this output, however it must be appreciated that neither Broadridge, Prudential nor their sources guarantee the accuracy, adequacy or completeness of this information or make any warranties regarding results from its usage.


Top 10 Holdings

Name	% Weight	Sector	Country
1 SCOUT24 SE	5.74%	Software & Computer Services	Germany
2 AIB GROUP	5.19%	Banks	Ireland
3 CTS EVENTIM AG & CO. KGAA	4.95%	Media	Germany
4 SAP SE	4.89%	Software & Computer Services	Germany
5 HANNOVER RUCK SE	4.68%	Non-life Insurance	Germany
6 SCHNEIDER ELECTRIC SE	4.61%	Electronic & Electrical Equipment	France
7 NORTHERN TRUST GLOBAL FUNDS PUBLIC LIMITED COMPANY	4.59%	Managed Funds	Non-Classified
8 LEGRAND	4.20%	Electronic & Electrical Equipment	France
9 SIEMENS AKTIENGESELLSCHAFT	3.66%	General Industrials	Germany
10 LION FINANCE GROUP	3.47%	Banks	United Kingdom

Asset Allocation



Regional Allocation



Equity Sector Breakdown

Industrials	25.79%
Financials	17.61%
Technology	16.88%
Consumer Discretionary	12.68%
Health Care	9.07%
Consumer Staples	5.34%
Non-Classified	4.59%
Other Sectors	8.04%

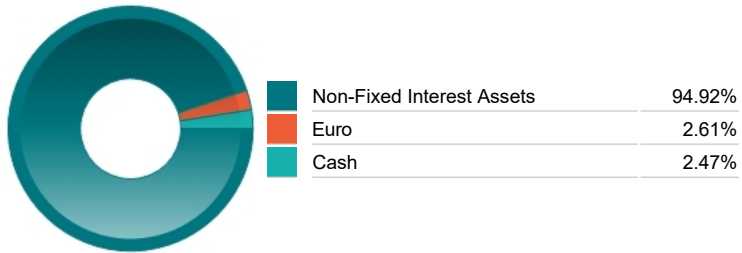
Top Country Breakdown

Germany	26.25%
Denmark	18.09%
Netherlands	12.06%
France	11.38%
Ireland	6.80%
United Kingdom	5.04%
Non-Classified	4.59%
Other Countries	15.78%

Breakdown By Market Cap (%)

Mega	23.69%
Large	19.74%
Medium	5.23%
Non-Classified	50.14%
Cash	1.20%

Fixed Interest Currencies



Important Information

- The Industry Classification Benchmark is a product of FTSE International Limited and has been licensed for use.
- "Prudential" is a trading name of The Prudential Assurance Company Limited, which is registered in England and Wales. Registered office at 10 Fenchurch Avenue, London EC3M 5AG. Registered number 15454. Authorised by the Prudential Regulation Authority and regulated by the Financial Conduct Authority and the Prudential Regulation Authority.