

**Benchmark**

Benchmark	Not benchmarked
Sector	OI Mixed Investment 20-60% Shares

**Identification Codes**

Sedol Code	B0MSS52
Mex Code	SBFIDE
Isin Code	IE00B0MSS528
Citi Code	TJ75

**Fund Overview**

Bid (16/08/2022)	1.66
Offer (16/08/2022)	1.74
Fund size (30/06/2022)	€1.57m
Underlying Fund size	£531.72m
Number of holdings	2049
Launch date	28/10/2005

**Fund Charges**

Annual Management Charge (AMC)	1.58%
Further Costs	0.42%
<b>Yearly Total</b>	<b>2.00%</b>

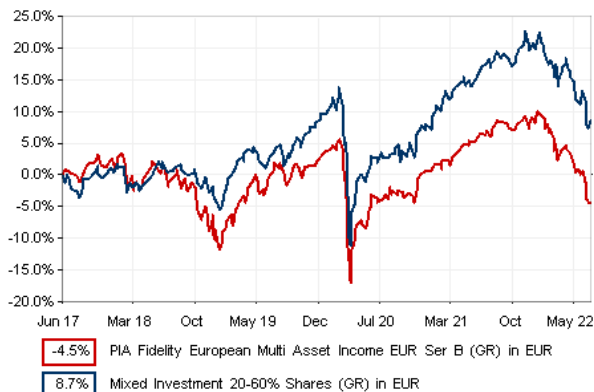
**Aims**

Objective: The investment strategy of the fund is to purchase units in the Fidelity European Multi Asset Income Fund - the underlying fund.

Underlying Fund Objective: The fund aims to provide income by investing primarily in equities and fixed income securities issued by both companies that are listed in, or have their registered office in, or exercise a majority of their activity in Europe, and European governments. The fund will actively allocate to, and within, different asset classes based on their potential to generate income. The main asset classes in which the fund will invest include fixed income securities (including investment grade and high yield bonds), equities and alternative assets, such as (but not limited to) infrastructure securities and closed-ended REITs. A minimum of 50% of the fund's net assets will be invested in securities deemed to maintain sustainable characteristics. The fund is actively managed without reference to an index. The fund's exposure to Distressed Securities is limited to 10% of its assets.

The fund may invest up to 20% of its net assets in non-European investments (including less than 10% of its net assets in China shares and fixed income securities). The fund is denominated in euros.

**Performance**



**Discrete performance - to last month end**

	31/07/17 to 31/07/18	31/07/18 to 31/07/19	31/07/19 to 31/07/20	31/07/20 to 31/07/21	31/07/21 to 31/07/22
Fund	-0.1%	0.7%	-4.6%	11.9%	-8.5%
Sector	2.3%	3.1%	-1.4%	15.1%	-3.4%
Rank	191/212	166/233	184/243	187/260	224/271
Quartile	4	3	4	3	4

**Annualised performance**

	Annualised		
	3 Years to 31/07/22	5 Years to 31/07/22	10 Years to 31/07/22
Fund	-0.8%	-0.4%	3.7%
Sector	3.1%	2.9%	3.2%
Rank	219/243	191/212	62/141
Quartile	4	4	2

**Fund Managers**



Name: George Efstathopoulos Eugene Philalithis  
 Manager of the underlying fund for: 2 years, 10 months 9 years, 3 months

**Ratings**

FE Crown



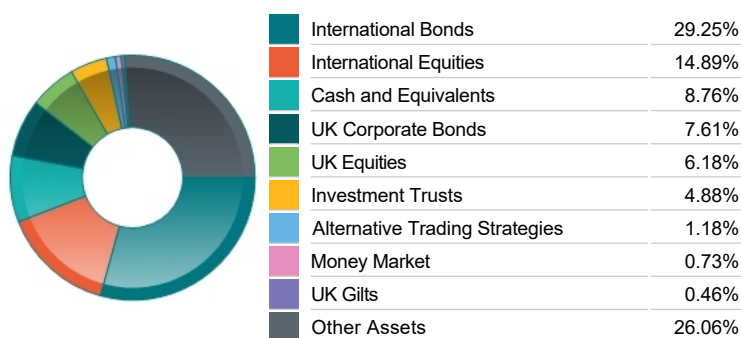
**Important Information**

- Because of changes in exchange rates the value of your investment, as well as any money you take from it, can go down as well as up.
- Some funds may invest in 'underlying' funds or other investment vehicles. The performance of our fund, compared to what it's invested in won't be exactly the same. That can be due to additional charges, cash management (needed to help people to enter and leave our fund when they want), tax and the timing of investments (this is known as a fund's dealing cycle, it varies between managers and can be several days).
- Source of portfolio data: Broadridge. Source of performance data: FE fundinfo. We can't predict the future. Past performance isn't a guide to future performance. The figures shown are intended only to demonstrate performance history of the fund, after allowing for the impact of fund charges and further costs, but take no account of product charges, or any Annual Management Charge paid for by the deduction of units. Charges and further costs may vary in the future and may be higher than they are now. Fund performance is based upon the movement of the daily price and is shown as total return in the fund's currency of denomination with gross income reinvested. The value of your investment can go down as well as up so you might get back less than you put in.
- This factsheet is for information purposes only. If there is information or terminology included that you would like to discuss, then please contact an adviser. Investors should refer to their policy documentation and supporting brochures for fund availability, investment strategy, any product information and charges. Every care has been taken in populating this output, however it must be appreciated that neither Broadridge, Prudential nor their sources guarantee the accuracy, adequacy or completeness of this information or make any warranties regarding results from its usage.

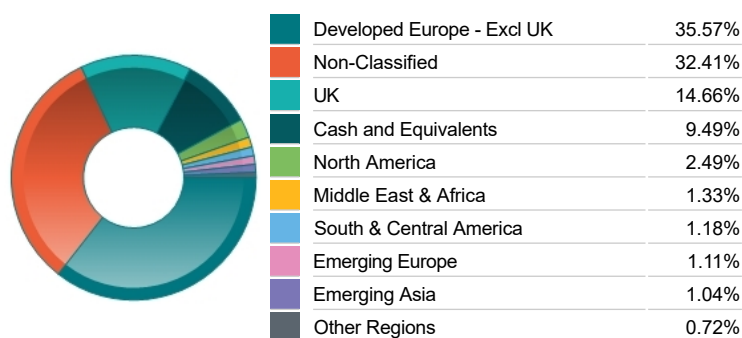
Top 10 Holdings

Name	% Weight	Sector	Country
1 GERMANY FEDERAL REPUBLIC OF 0% 02/15/2032 REGS	2.69%	Non-Classified	Non-Classified
2 UNITED KINGDOM G.B.&N.IRELAND 0% 07/25/2022	1.79%	Non-Classified	Non-Classified
3 Gravis Capital Management Ltd GCP Infrastructure Investments Ltd Ord GBP0.01	0.78%	Non-Classified	Non-Classified
4 UNITED KINGDOM G.B.&N.IRELAND 0% 08/30/2022	0.74%	Non-Classified	Non-Classified
5 Greencoat Renewables Plc Greencoat Renewables Plc EUR0.01	0.68%	Electricity	Ireland
6 VOLKSWAGEN INTL FINANCE NV 4.375%/VAR PERP REGS	0.64%	Non-Classified	Non-Classified
7 Sequoia Investment Management Company Sequoia Economic Infrastructure Income Fund Ord NPV	0.60%	Bonds	Non-Classified
8 BAYER AG 5.375%/VAR 03/25/2082 REGS	0.59%	Non-Classified	Non-Classified
9 ALLIANZ SE 3MEUR 4.252%/VAR 07/05/2052 REGS	0.58%	Non-Classified	Non-Classified
10 SANOFI	0.56%	Pharmaceuticals & Biotechnology	France

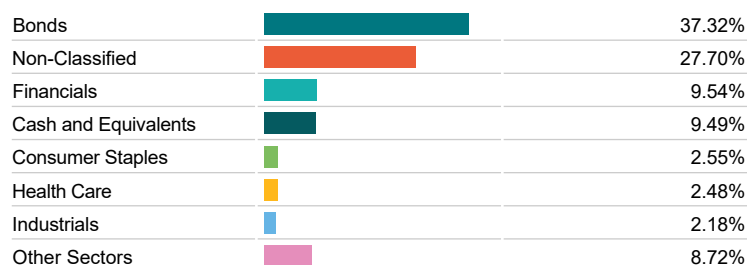
Asset Allocation



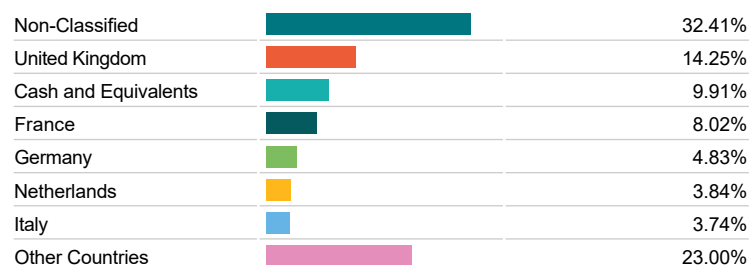
Regional Allocation



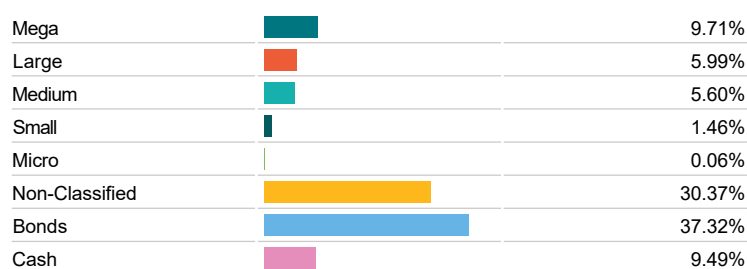
Bond Sector Breakdown



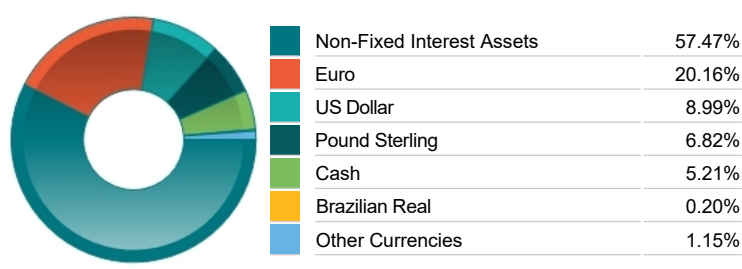
Top Country Breakdown



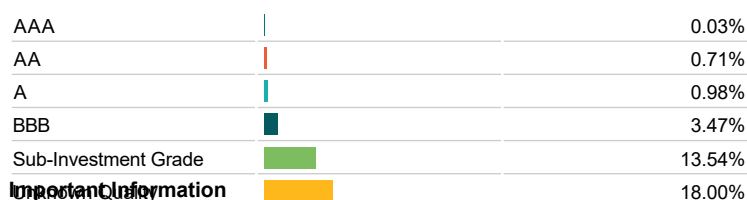
Breakdown By Market Cap (%)



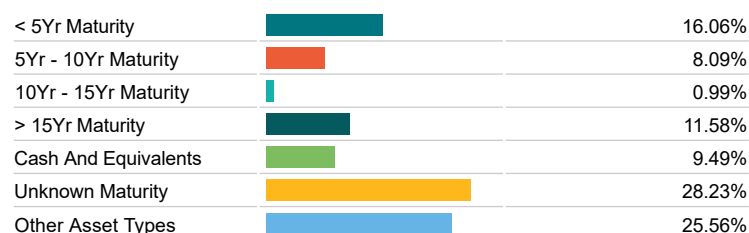
Fixed Interest Currencies



Fixed Interest Quality Profile



Fixed Interest Maturity Profile



Important Information

Because of changes in exchange rates the value of your investment, as well as any money you take from it, can go down as well as up.

The Investment Classification Benchmark is a product of FTSE International Limited and has been licensed for use.

The registered office of Prudential International is in Ireland at Montague House, Adelaide Road, Dublin 2. Prudential International is a marketing name of Prudential International Assurance plc, a life assurance company operating from Ireland. Registration No. 209956. Prudential International Assurance plc is authorised and regulated by the Central Bank of Ireland and in the context of its UK regulated activities only, is deemed authorised by the Prudential Regulation Authority and subject to regulation by the Financial Conduct Authority and limited regulation by the Prudential Regulation Authority. Details of the Temporary Permissions Regime, which allows EEA-based firms to operate in the UK for a limited period while seeking full authorisation, are available on the Financial Conduct Authority's website. Prudential International is part of the same corporate group as The Prudential Assurance Company Limited. Both The Prudential Assurance Company Limited and Prudential International are direct and indirect subsidiaries respectively of M&G plc, a company incorporated in the United Kingdom. The Prudential Assurance Company Limited is not affiliated in any manner with Prudential Financial, Inc, a company whose principal place of business is in the United States of America or Prudential plc, an international group incorporated in the United Kingdom.