

**Benchmark**

Benchmark	Composite
Sector	OI Mixed Investment 0-35% Shares

**Identification Codes**

Sedol Code	0794659
Mex Code	SBECD
Isin Code	IE0007946597
Citi Code	SY40

**Fund Overview**

Bid (05/08/2022)	1.72
Offer (05/08/2022)	1.81
Fund size (30/06/2022)	\$0.18m
Number of holdings	3902
Launch date	30/06/1994

**Fund Charges**

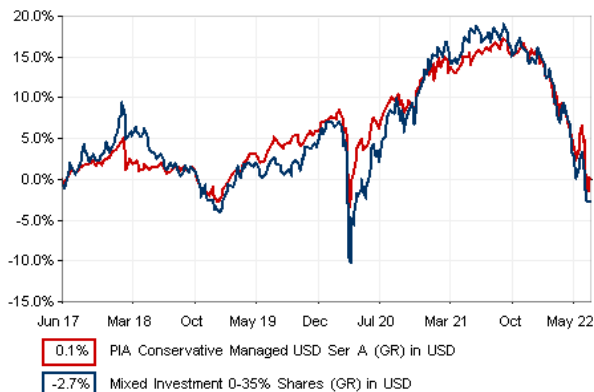
Annual Management Charge (AMC)	1.75%
Further Costs	0.04%
<b>Yearly Total</b>	<b>1.79%</b>

**Aims**

Objective: The fund aims to maximise the total long term growth (the combination of income and growth of capital) in US dollars.

Fund Investments: The fund will have a high exposure towards lower risk assets such as international income funds and cash instruments. The fund also invests in international equity funds.

**Performance**




**Discrete performance - to last month end**

	31/07/17 to 31/07/18	31/07/18 to 31/07/19	31/07/19 to 31/07/20	31/07/20 to 31/07/21	31/07/21 to 31/07/22
Fund	0.6%	3.1%	4.0%	7.1%	-11.1%
Sector	0.0%	-0.6%	6.6%	9.5%	-15.8%
Rank	41/85	28/99	87/123	91/151	42/164
Quartile	2	2	3	3	2

**Annualised performance**

	Annualised		
	3 Years to 31/07/22	5 Years to 31/07/22	10 Years to 31/07/22
Fund	-0.3%	0.5%	1.5%
Sector	-0.6%	-0.5%	1.0%
Rank	43/123	19/85	14/41
Quartile	2	1	2

**Fund Managers**



Name: M&G Treasury & Investment Office  
 Manager for: 28 years, 1 months

**Ratings**

FE Crown



**Important Information**

- Because of changes in exchange rates the value of your investment, as well as any money you take from it, can go down as well as up.
- Some funds may invest in 'underlying' funds or other investment vehicles. The performance of our fund, compared to what it's invested in won't be exactly the same. That can be due to additional charges, cash management (needed to help people to enter and leave our fund when they want), tax and the timing of investments (this is known as a fund's dealing cycle, it varies between managers and can be several days).
- Source of portfolio data: Broadridge. Source of performance data: FE fundinfo. We can't predict the future. Past performance isn't a guide to future performance. The figures shown are intended only to demonstrate performance history of the fund, after allowing for the impact of fund charges and further costs, but take no account of product charges, or any Annual Management Charge paid for by the deduction of units. Charges and further costs may vary in the future and may be higher than they are now. Fund performance is based upon the movement of the daily price and is shown as total return in the fund's currency of denomination with gross income reinvested. The value of your investment can go down as well as up so you might get back less than you put in.
- This factsheet is for information purposes only. If there is information or terminology included that you would like to discuss, then please contact an adviser. Investors should refer to their policy documentation and supporting brochures for fund availability, investment strategy, any product information and charges. Every care has been taken in populating this output, however it must be appreciated that neither Broadridge, Prudential nor their sources guarantee the accuracy, adequacy or completeness of this information or make any warranties regarding results from its usage.

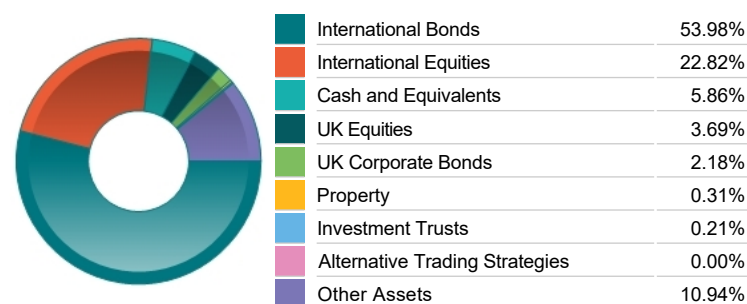
Top 10 Fund Holdings

Name	% Weight
1 M&G (1) US Corporate Bond -	46.85%
2 M&G (1) us Short Duration Corporate Bond -	20.38%
3 M&G (ACS) Blackrock US Equity Z3A	10.99%
4 M&G (1) Asia Pacific (ex Japan) Equity Class GBPZ2A	5.45%
5 PIA UK Equity Ser A	4.56%
6 M&G (LUX) FCP Europe ex UK Equity Fund Z3A Acc	3.47%
7 M&G (ACS) Japan Equity Fund Z3A Acc	2.15%
8 PIA US Deposit Ser A USD	1.33%
9 M&G (LUX) FCP Europe ex UK Index Fund Z3A Acc	1.20%

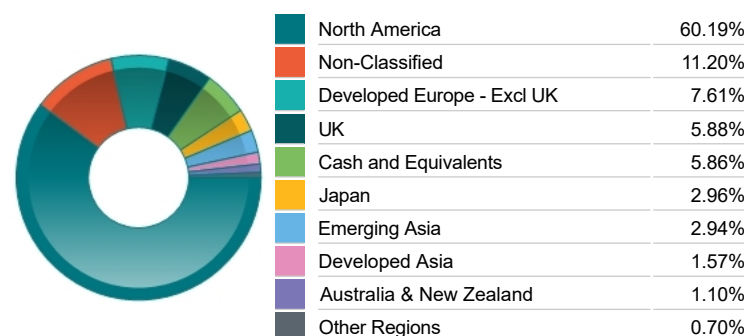
Top 10 Holdings

Name	% Weight
1 CBT US LON BON SEP22	2.86%
2 CBT US 5YR NOT (CB Sep22	1.73%
3 CBT US 2YR NOT (CB Sep22	1.63%
4 US TRE 2.875% 15/05/2052	1.47%
5 US TRE 2.875% 15/05/2032	0.97%
6 MICROSOFT CORP	0.75%
7 APPLE INC	0.73%
8 US TRE 1.375% 15/11/2040	0.66%
9 RECKITT BENCK 2.75% 06/24	0.58%
10 NEW YOR 2.875% 10/04/2024	0.56%

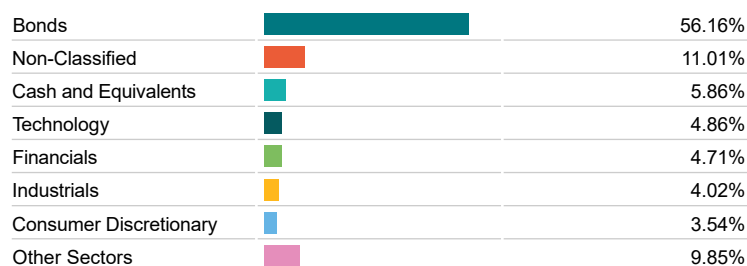
Asset Allocation



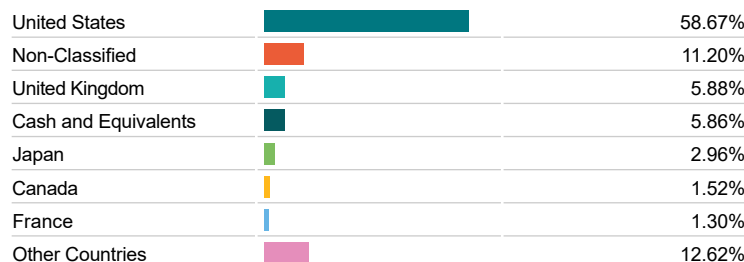
Regional Allocation



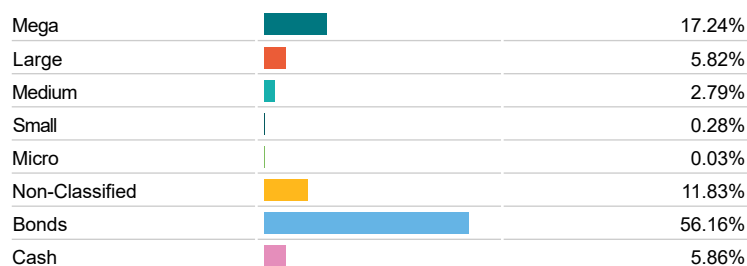
Sector Breakdown



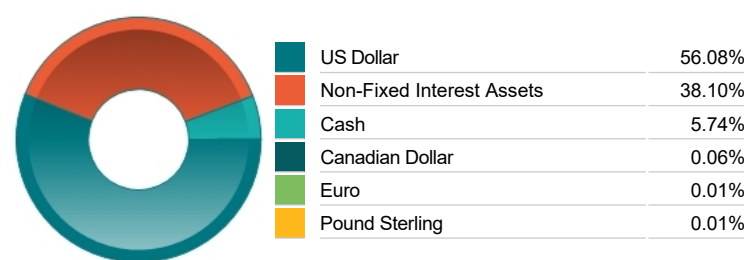
Top Country Breakdown



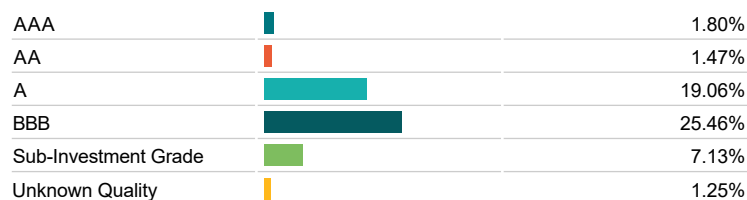
Breakdown By Market Cap (%)



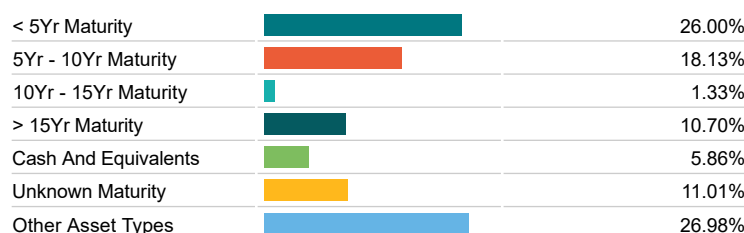
Fixed Interest Currencies



Fixed Interest Quality Profile



Fixed Interest Maturity Profile



Important Information

- Other Asset Types 37.98%
- Because of changes in exchange rates the value of your investment, as well as any money you take from it, can go down as well as up.
- The Industry Classification Benchmark is a product of FTSE International Limited and has been licensed for use.
- The registered office of Prudential International is in Ireland at Montague House, Adelaide Road, Dublin 2. Prudential International is a marketing name of Prudential International Assurance plc, a life assurance company operating from Ireland. Registration No. 209956. Prudential International Assurance plc is authorised and regulated by the Central Bank of Ireland and in the context of its UK regulated activities only, is deemed authorised by the Prudential Regulation Authority and subject to regulation by the Financial Conduct Authority and limited regulation by the Prudential Regulation Authority. Details of the Temporary Permissions Regime, which allows EEA-based firms to operate in the UK for a limited period while seeking full authorisation, are available on the Financial Conduct Authority's website. Prudential International is part of the same corporate group as The Prudential Assurance Company Limited. Both The Prudential Assurance Company Limited and Prudential International are direct and indirect subsidiaries respectively of M&G plc, a company incorporated in the United Kingdom. The Prudential Assurance Company Limited is not affiliated in any manner with Prudential Financial, Inc, a company whose principal place of business is in the United States of America or Prudential plc, an international group incorporated in the United Kingdom.