

Benchmark

Benchmark	Russell 2000 Lagged (Gross Total Return) Index
Benchmark Category	-
IA Sector	North American Smaller Companies

Identification Codes

Sedol Code	B7LDL92
Mex Code	-
Isin Code	GB00B7LDL923
Citi Code	0V2S

Fund Overview

Mid (21/08/2025)	187.00p
Historic yield	0.05%
Fund size (30/06/2025)	£932.69m
Number of holdings	82
Ongoing Charges	0.92%
Launch date	10/02/2012

Fund Charges

Entry Charge	0.00%
Ongoing Charges	0.92%

Fund Background

Valuation frequency	Daily
Valuation point	12:00
Fund type	Unit Trust
Launch price	£0.50
Fund currency	Pound Sterling
Fund domicile	United Kingdom
ISA allowable	Yes
SIPP allowable	Yes

Dealing

Minimum Investment	£1000000
Minimum Top Up	£100000
Minimum Regular Saving	-
Settlement Period: Buy	4 days
Settlement Period: Sell	4 days
Pricing Basis	Forward
Dealing Decimals	2

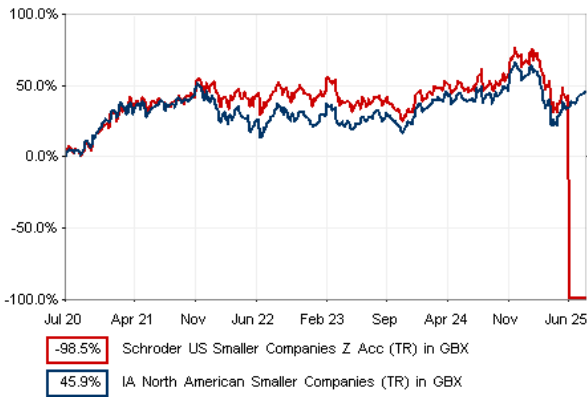
Distribution Dates

Ex dividend date(s)	Income payment date(s)
01 May	30 June

Aims

The fund's investment objective is to achieve capital appreciation through investment in US smaller companies. The fund will invest in the securities of smaller companies listed on the principal stock exchanges in North America, including Canada, together with those that are traded on the over-the-counter market. Investment will be in directly held transferable securities. The fund may also invest in collective investment schemes, warrants and money market instruments.

Performance




Discrete performance - to last month end

	31/07/20 to 31/07/21	31/07/21 to 31/07/22	31/07/22 to 31/07/23	31/07/23 to 31/07/24	31/07/24 to 31/07/25
Fund	35.6%	7.1%	-2.6%	13.1%	-99.0%
Sector	36.8%	-5.7%	2.2%	13.2%	-2.3%
Rank	24/31	2/32	31/33	20/34	34/34
Quartile	4	1	4	3	4

Annualised performance

	3 Years to 31/07/25	5 Years to 31/07/25	10 Years to 31/07/25
Fund	-78.0%	-56.6%	-31.2%
Sector	4.2%	7.8%	9.9%
Rank	33/33	31/31	23/23
Quartile	4	4	4

Fund Managers



Name: Robert Kaynor
Manager for: 7 years, 7 months

Ratings

FE Crown



Group Details

Group name	Schroder Unit Trusts Limited
Group address	1 London Wall Place, London, EC2Y 5AU United Kingdom
Group telephone	0800 718 777
Dealing telephone	0800 718 788
Email	investorservices@schroders.com
Homepage	www.schroders.co.uk
Fax number	0870 043 4080


Important Information

- Source of portfolio data: Broadridge. Source of performance data: FE fundinfo. We can't predict the future. Past performance isn't a guide to future performance. The figures shown are intended only to demonstrate performance history of the fund, after allowing for the impact of ongoing charges, but take no account of product charges. Ongoing charges may vary in the future and may be higher than they are now. Fund performance is based upon the movement of the daily price and is shown as total return in GBP with income reinvested. The value of your investment can go down as well as up so you might get back less than you put in.
- This factsheet is for information purposes only. If there is information or terminology included that you would like to discuss, then please contact an adviser. Investors should refer to their policy documentation and supporting brochures for fund availability, investment strategy, any product information and charges. Every care has been taken in populating this output, however it must be appreciated that neither Broadridge, Prudential nor their sources guarantee the accuracy, adequacy or completeness of this information or make any warranties regarding results from its usage.


Top 10 Holdings

Name	% Weight	Sector	Country
1 WNS (HOLDINGS) LIMITED	2.23%	Industrial Support Services	United States
2 VIAVI SOLUTIONS	2.20%	Telecommunications Equipment	United States
3 ICU MEDICAL	2.13%	Medical Equipment & Services	United States
4 BOX	2.03%	Software & Computer Services	United States
5 LIVERAMP HLDGS INC	1.97%	Software & Computer Services	United States
6 HEXCEL CORPORATION	1.94%	Industrial Materials	United States
7 KEMPER CORPORATION	1.87%	Non-life Insurance	United States
8 LUMENTUM HOLDINGS	1.86%	Telecommunications Equipment	United States
9 REINSURANCE GROUP OF AMERICA INCORPORATED	1.73%	Non-life Insurance	United States
10 IRIDIUM COMMUNICATIONS INC	1.71%	Telecommunications Service Providers	United States

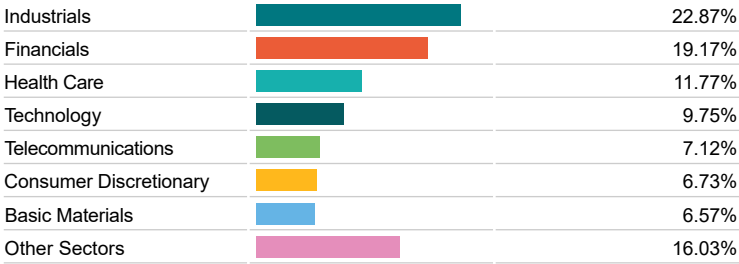
Asset Allocation




Regional Allocation



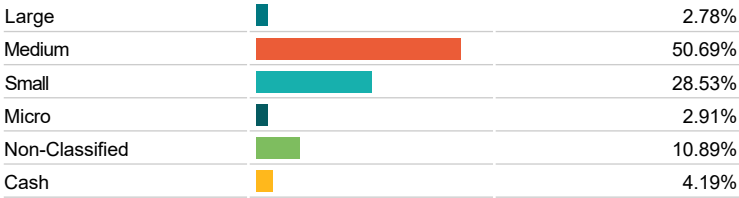
Equity Sector Breakdown



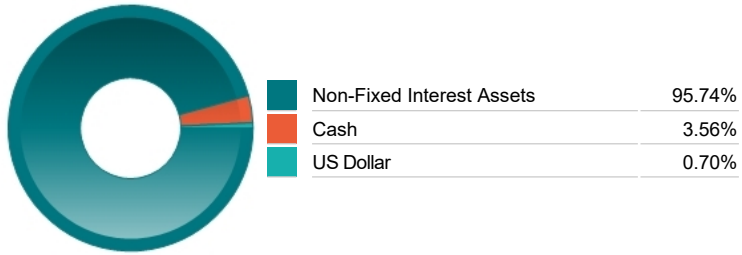
Top Country Breakdown



Breakdown By Market Cap (%)



Fixed Interest Currencies



Important Information

- The Industry Classification Benchmark is a product of FTSE International Limited and has been licensed for use.
- "Prudential" is a trading name of The Prudential Assurance Company Limited, which is registered in England and Wales. Registered office at 10 Fenchurch Avenue, London EC3M 5AG. Registered number 15454. Authorised by the Prudential Regulation Authority and regulated by the Financial Conduct Authority and the Prudential Regulation Authority.

Commentary

Not Applicable

Important Information

- "Prudential" is a trading name of The Prudential Assurance Company Limited, which is registered in England and Wales. Registered office at 10 Fenchurch Avenue, London EC3M 5AG. Registered number 15454. Authorised by the Prudential Regulation Authority and regulated by the Financial Conduct Authority and the Prudential Regulation Authority.