

Benchmark

Benchmark	MSCI World in GBP
Benchmark Category	-
IA Sector	Global

Identification Codes

Sedol Code	BKK9YT3
Mex Code	-
Isin Code	GB00BKK9YT38
Citi Code	-

Fund Overview

Mid	-
Historic yield	-
Fund size (31/03/2025)	£75.46m
Number of holdings	35
Ongoing Charges	0.83%
Launch date	09/01/1984

Fund Charges

Entry Charge	0.00%
Ongoing Charges	0.83%

Fund Background

Valuation frequency	Daily
Valuation point	-
Fund type	ICVC
Launch price	£0.97
Fund currency	Pound Sterling
Fund domicile	United Kingdom
ISA allowable	Yes
SIPP allowable	Yes

Dealing

Minimum Investment	-
Minimum Top Up	-
Minimum Regular Saving	-
Settlement Period: Buy	4 days
Settlement Period: Sell	4 days
Pricing Basis	Forward
Dealing Decimals	-

Aims

Capital appreciation; investment in equities on a worldwide basis.

Performance

Fund Managers



Name: Paul Markham
Manager for: 1 years, 7 months

Group Details

Group name	GAM
Group address	20 King Street London SW1Y 6QY
Group telephone	020 7493 9990
Dealing telephone	-
Email	info@gam.com
Homepage	w w w.gam.com
Fax number	020 7493 0715

Important Information

- Source of portfolio data: Broadridge. Source of performance data: FE fundinfo. We can't predict the future. Past performance isn't a guide to future performance. The figures shown are intended only to demonstrate performance history of the fund, after allowing for the impact of ongoing charges, but take no account of product charges. Ongoing charges may vary in the future and may be higher than they are now. Fund performance is based upon the movement of the daily price and is shown as total return in GBP with income reinvested. The value of your investment can go down as well as up so you might get back less than you put in.
- This factsheet is for information purposes only. If there is information or terminology included that you would like to discuss, then please contact an adviser. Investors should refer to their policy documentation and supporting brochures for fund availability, investment strategy, any product information and charges. Every care has been taken in populating this output, however it must be appreciated that neither Broadridge, Prudential nor their sources guarantee the accuracy, adequacy or completeness of this information or make any warranties regarding results from its usage.

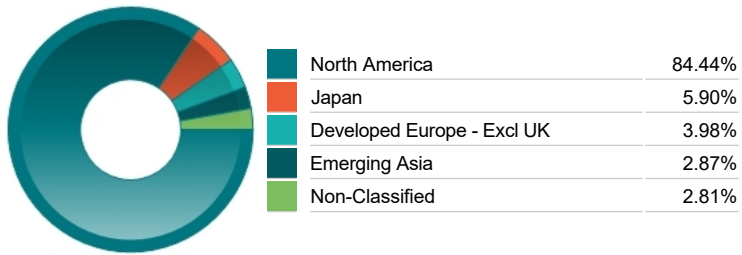
Top 10 Holdings

Name	% Weight	Sector	Country
1 MICROSOFT CORPORATION	9.74%	Software & Computer Services	United States
2 NVIDIA CORPORATION	9.20%	Technology Hardware & Equipment	United States
3 AMAZON.COM	9.18%	Retailers	United States
4 ALPHABET INC	7.07%	Software & Computer Services	United States
5 APPLE	5.12%	Technology Hardware & Equipment	United States
6 INTUITIVE SURGICAL	3.97%	Medical Equipment & Services	United States
7 SHARKNINJA INC	3.83%	Household Goods & Home Construction	United States
8 TAIWAN SEMICONDUCTOR MANUFACTURING COMPANY LIMITED	3.52%	Technology Hardware & Equipment	United States
9 NOVO NORDISK A/S	3.21%	Pharmaceuticals & Biotechnology	Denmark
10 NETFLIX	3.04%	Media	United States

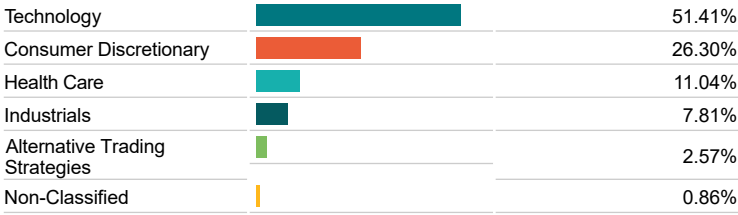
Asset Allocation



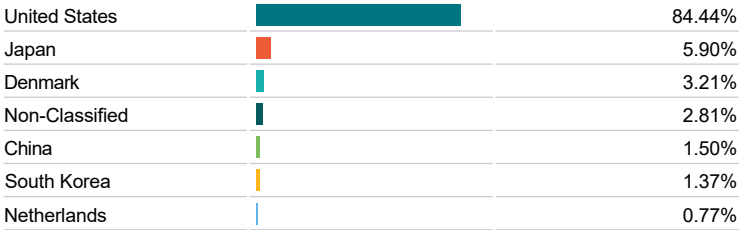
Regional Allocation




Equity Sector Breakdown



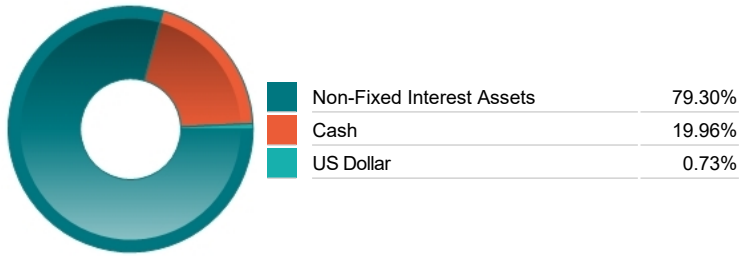
Top Country Breakdown



Breakdown By Market Cap (%)



Fixed Interest Currencies



Important Information

- The Industry Classification Benchmark is a product of FTSE International Limited and has been licensed for use.
- "Prudential" is a trading name of The Prudential Assurance Company Limited, which is registered in England and Wales. This name is also used by other companies within the Prudential Group. Registered office at Laurence Pountney Hill, London EC4R 0HH. Registered number 15454. Authorised by the Prudential Regulation Authority and regulated by the Financial Conduct Authority and the Prudential Regulation Authority.