

Benchmark

Benchmark	Mixed Investment 20-60% Shares
Benchmark Category	-
IA Sector	Mixed Investment 20-60% Shares

Identification Codes

Sedol Code	B84LZT8
Mex Code	INPCOF
Isin Code	GB00B84LZT89
Citi Code	G5CF

Fund Overview

Mid (18/09/2024)	132.79p
Historic yield	-
Fund size (31/12/2023)	£70.28m
Number of holdings	1516
Ongoing Charges	1.02%
Launch date	12/09/2014

Fund Charges

Entry Charge	0.00%
Ongoing Charges	1.02%

Fund Background

Valuation frequency	Daily
Valuation point	12:00
Fund type	OEIC
Launch price	£1.00
Fund currency	Pound Sterling
Fund domicile	United Kingdom
ISA allowable	Yes
SIPP allowable	Yes

Dealing

Minimum Investment	£1000
Minimum Top Up	£500
Minimum Regular Saving	-
Settlement Period: Buy	4 days
Settlement Period: Sell	4 days
Pricing Basis	Forward
Dealing Decimals	4

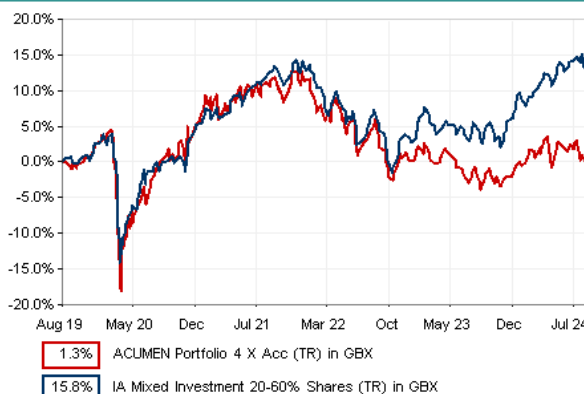
Distribution Dates

Ex dividend date(s)	Income payment date(s)
31 October	31 December

Aims

The aim of the Fund is to increase in value, over a minimum of 5 years, by investing in a range of asset classes and global markets. The Fund will do this through a combination of capital growth, which is profit on investments held, and income, which is money paid out of investments such as dividends from shares and interest from bonds.

Performance



Discrete performance - to last month end

	31/08/19 to 31/08/20	31/08/20 to 31/08/21	31/08/21 to 31/08/22	31/08/22 to 31/08/23	31/08/23 to 31/08/24
Fund	0.8%	10.8%	-7.9%	-4.6%	3.2%
Sector	-0.1%	13.1%	-7.1%	-0.3%	10.6%
Rank	69/149	127/158	107/170	168/176	187/189
Quartile	2	4	3	4	4

Annualised performance

	Annualised		
	3 Years to 31/08/24	5 Years to 31/08/24	10 Years to 31/08/24
Fund	-3.2%	0.3%	n/a
Sector	0.8%	3.0%	3.8%
Rank	165/170	145/149	n/a
Quartile	4	4	n/a

Fund Managers



Name: John Leiper
 Manager for: 6 years, 5 months

Ratings

FE Crown



Group Details

Group name	IFSL Acumen
Group address	5 Victoria Street Windsor Berkshire SL4 1HB
Group telephone	+44 1753 867000
Dealing telephone	-
Email	-
Homepage	tavistockinvestments.com/
Fax number	-

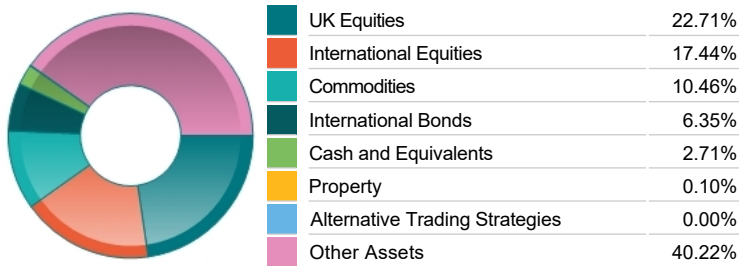
Important Information

- Source of portfolio data: Broadridge. Source of performance data: FE fundinfo. We can't predict the future. Past performance isn't a guide to future performance. The figures shown are intended only to demonstrate performance history of the fund, after allowing for the impact of ongoing charges, but take no account of product charges. Ongoing charges may vary in the future and may be higher than they are now. Fund performance is based upon the movement of the daily price and is shown as total return in GBP with income reinvested. The value of your investment can go down as well as up so you might get back less than you put in. This factsheet is for information purposes only. If there is information or terminology included that you would like to discuss, then please contact an adviser. Investors should refer to their policy documentation and supporting brochures for fund availability, investment strategy, any product information and charges. Every care has been taken in populating this output, however it must be appreciated that neither Broadridge, Prudential nor their sources guarantee the accuracy, adequacy or completeness of this information or make any warranties regarding results from its usage.

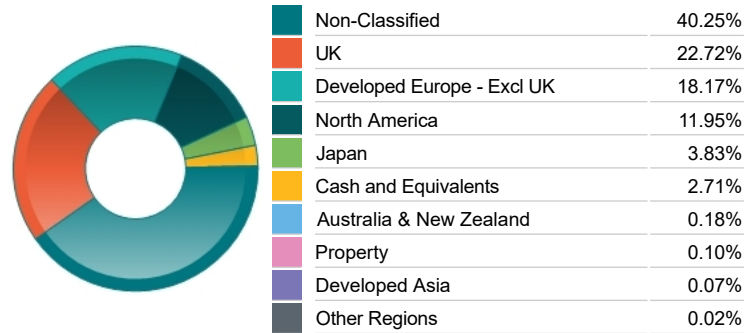
Top 10 Holdings

Name	% Weight	Sector	Country
1 iShares iShares II plc Core UK Gilts UCITS ETF GBP (Dist)	13.29%	Non-Classified	United Kingdom
2 iShares iShares VII plc Core FTSE 100 UCITS ETF GBP (Acc)	9.05%	Non-Classified	United Kingdom
3 iShares iShares III plc Core € Govt Bond UCITS ETF EUR (Dist)	6.34%	Bonds	Non-Classified
4 iShares iShares VI plc Edge S&P 500 Minimum Volatility UCITS ETF USD (Acc)	5.70%	Non-Classified	United States
5 iShares iShares III plc Core MSCI Japan IMI UCITS ETF USD (Acc)	3.29%	Non-Classified	Japan
6 APPLE	0.46%	Technology Hardware & Equipment	United States
7 MICROSOFT CORP	0.36%	Software & Computer Services	United States
8 AMAZON.COM	0.20%	Retailers	United States
9 NVIDIA CORP	0.19%	Technology Hardware & Equipment	United States
10 ALPHABET INC	0.13%	Software & Computer Services	United States

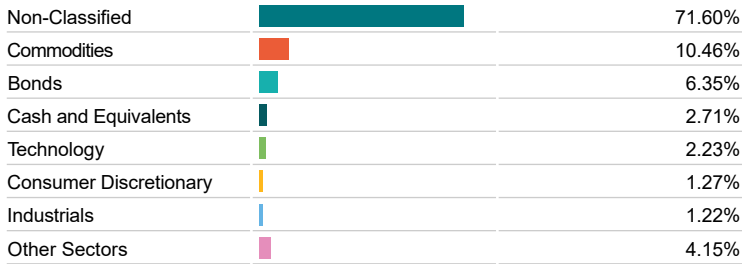
Asset Allocation



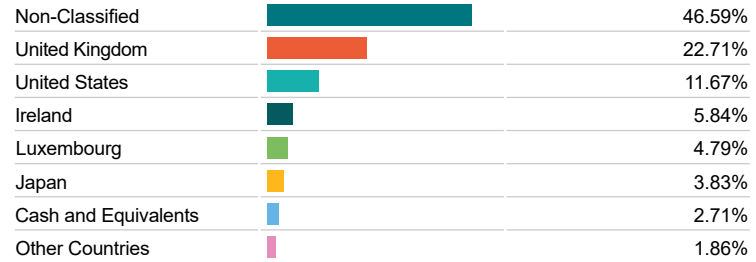
Regional Allocation



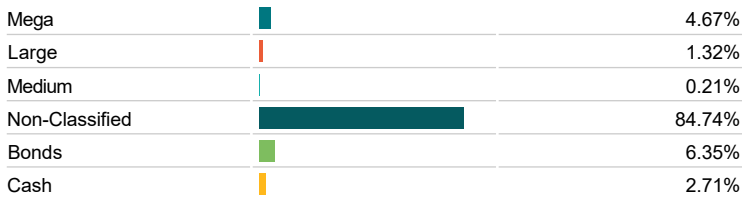
Equity Sector Breakdown



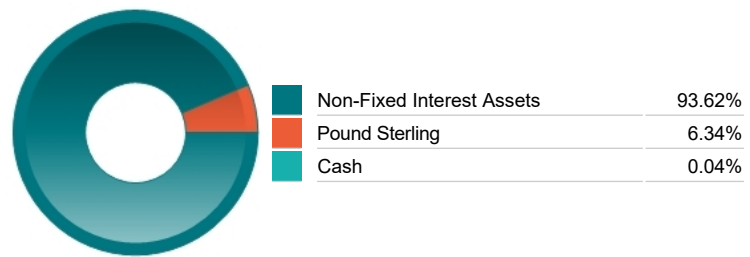
Top Country Breakdown



Breakdown By Market Cap (%)



Fixed Interest Currencies



Important Information

- The Industry Classification Benchmark is a product of FTSE International Limited and has been licensed for use. "Prudential" is a trading name of The Prudential Assurance Company Limited, which is registered in England and Wales. Registered office at 10 Fenchurch Avenue, London EC3M 5AG. Registered number 15454. Authorised by the Prudential Regulation Authority and regulated by the Financial Conduct Authority and the Prudential Regulation Authority.

Commentary

[No data]

Important Information

- "Prudential" is a trading name of The Prudential Assurance Company Limited, which is registered in England and Wales. Registered office at 10 Fenchurch Avenue, London EC3M 5AG. Registered number 15454. Authorised by the Prudential Regulation Authority and regulated by the Financial Conduct Authority and the Prudential Regulation Authority.