

Benchmark

Benchmark	FTSE Custom USA Net of Tax Mid Day
Benchmark Category	-
IA Sector	UK All Companies

Identification Codes

Sedol Code	B7C44X9
Mex Code	MYKAAY
Isin Code	GB00B7C44X99
Citi Code	G6IG

Fund Overview

Mid (02/04/2026)	395.50p
Historic yield	2.01%
Fund size (31/10/2025)	£13760.47m
Number of holdings	2160
Ongoing Charges	0.05%
Launch date	29/06/2012

Fund Charges

Entry Charge	0.00%
Ongoing Charges	0.05%

Fund Background

Valuation frequency	Daily
Valuation point	12:00
Fund type	Unit Trust
Launch price	£1.00
Fund currency	Pound Sterling
Fund domicile	United Kingdom
ISA allowable	Yes
SIPP allowable	Yes

Dealing

Minimum Investment	£100000
Minimum Top Up	£100
Minimum Regular Saving	-
Settlement Period: Buy	3 days
Settlement Period: Sell	3 days
Pricing Basis	Forward
Dealing Decimals	3

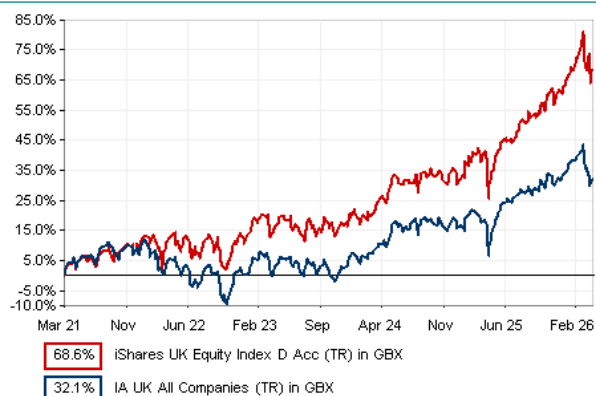
Distribution Dates

Ex dividend date(s)	Income payment date(s)
01 March	30 April
01 September	31 October

Aims

The aim of the Fund is to seek to achieve capital growth for investors by tracking closely the performance of the FTSE All Share Index by investing in companies in the Index. Investment will be made directly into constituent companies and via other transferable securities giving exposure to such companies. The Fund may also invest in permitted money market instruments, permitted deposits, and units in collective investment schemes. Derivatives and forward transactions may be used for the purposes of efficient portfolio management.

Performance




Discrete performance - to last month end

	31/03/21 to 31/03/22	31/03/22 to 31/03/23	31/03/23 to 31/03/24	31/03/24 to 31/03/25	31/03/25 to 31/03/26
Fund	13.1%	2.5%	8.3%	10.0%	22.1%
Sector	5.4%	-1.9%	7.6%	5.1%	12.9%
Rank	36/195	60/200	79/202	48/203	33/208
Quartile	1	2	2	1	1

Annualised performance

	Annualised		
	3 Years to 31/03/26	5 Years to 31/03/26	10 Years to 31/03/26
Fund	13.3%	11.0%	8.7%
Sector	8.5%	5.7%	6.3%
Rank	37/201	32/194	27/173
Quartile	1	1	1

Fund Managers



Name: Kieran Doyle
 Manager for: 10 years

Group Details

Group name	BlackRock Investment Management (UK) Limited
Group address	12 Throgmorton Avenue London EC2N 2DL
Group telephone	08457 405 405
Dealing telephone	0800 445522
Email	broker.services@blackrock.com
Homepage	www.blackrock.co.uk
Fax number	020 7743 1135

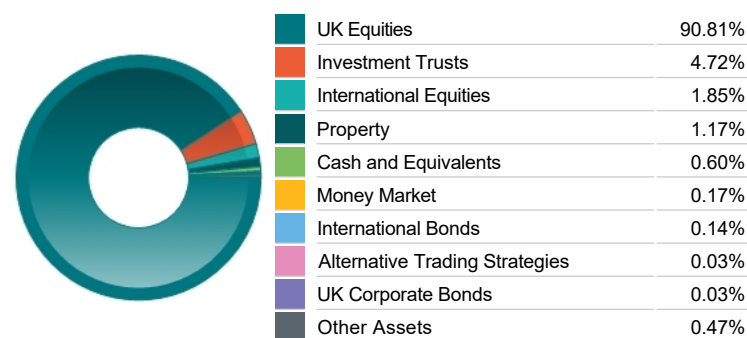
Important Information

- Source of portfolio data: Broadridge. Source of performance data: FE fundinfo. We can't predict the future. Past performance isn't a guide to future performance. The figures shown are intended only to demonstrate performance history of the fund, after allowing for the impact of ongoing charges, but take no account of product charges. Ongoing charges may vary in the future and may be higher than they are now. Fund performance is based upon the movement of the daily price and is shown as total return in GBP with income reinvested. The value of your investment can go down as well as up so you might get back less than you put in.
- This factsheet is for information purposes only. If there is information or terminology included that you would like to discuss, then please contact an adviser. Investors should refer to their policy documentation and supporting brochures for fund availability, investment strategy, any product information and charges. Every care has been taken in populating this output, however it must be appreciated that neither Broadridge, Prudential nor their sources guarantee the accuracy, adequacy or completeness of this information or make any warranties regarding results from its usage.

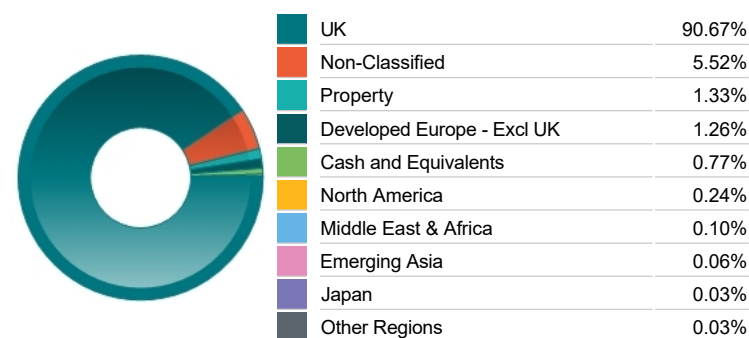
Top 10 Holdings

Name	% Weight	Sector	Country
1 ASTRAZENECA	6.84%	Pharmaceuticals & Biotechnology	United Kingdom
2 HSBC HOLDINGS	6.76%	Banks	United Kingdom
3 SHELL	6.12%	Non-Renewable Energy	United Kingdom
4 UNILEVER	4.05%	Personal Care, Drug & Grocery Stores	United Kingdom
5 ROLLS-ROYCE HOLDINGS	3.62%	Aerospace & Defence	United Kingdom
6 BRITISH AMERICAN TOBACCO P.L.C.	2.86%	Tobacco	United Kingdom
7 GSK	2.63%	Pharmaceuticals & Biotechnology	United Kingdom
8 BP P.L.C.	2.58%	Non-Renewable Energy	United Kingdom
9 RELX	2.26%	Software & Computer Services	United Kingdom
10 BARCLAYS	2.10%	Banks	United Kingdom

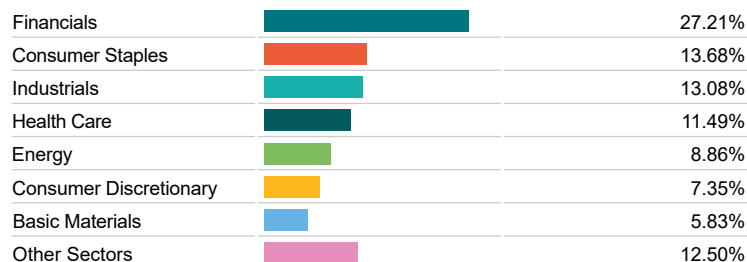
Asset Allocation



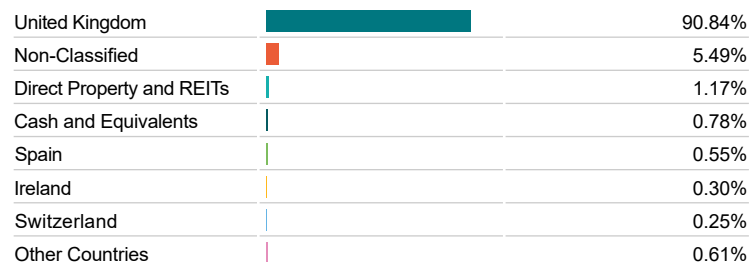
Regional Allocation



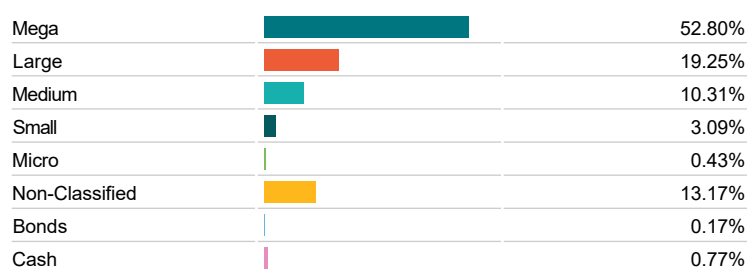
Equity Sector Breakdown



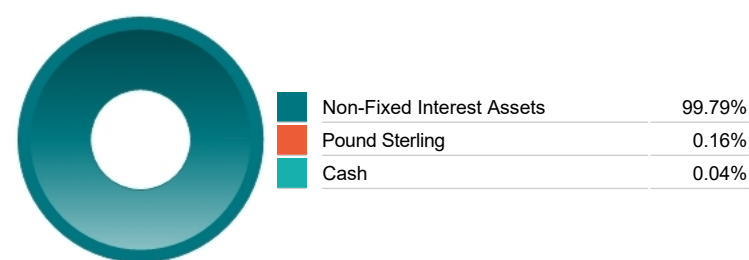
Top Country Breakdown



Breakdown By Market Cap (%)



Fixed Interest Currencies



Important Information

- The Industry Classification Benchmark is a product of FTSE International Limited and has been licensed for use.
- "Prudential" is a trading name of The Prudential Assurance Company Limited, which is registered in England and Wales. Registered office at 10 Fenchurch Avenue, London EC3M 5AG. Registered number 15454. Authorised by the Prudential Regulation Authority and regulated by the Financial Conduct Authority and the Prudential Regulation Authority.