

Benchmark

Benchmark	SONIA + 5%
Sector	OI Mixed Investment 20-60% Shares

Identification Codes

Sedol Code	3283080
Mex Code	SBMGCC
Isin Code	IE0032830808
Citi Code	S780

Fund Overview

Bid (16/08/2022)	3.03
Offer (16/08/2022)	3.19
Fund size (30/06/2022)	£3.19m
Underlying Fund size	£281.74m
Number of holdings	3883
Launch date	09/04/2003

Fund Charges

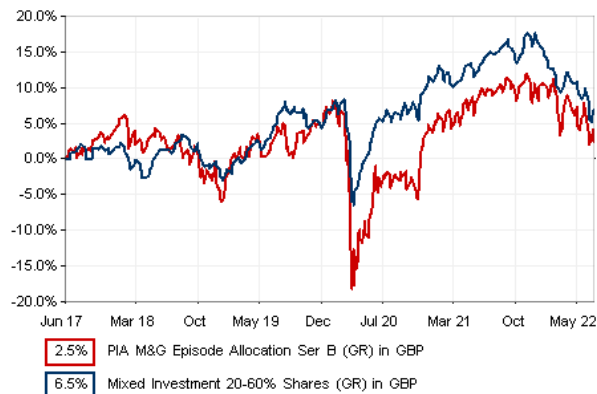
Annual Management Charge (AMC)	1.30%
Further Costs	0.00%
Yearly Total	1.30%

Aims

Objective: The investment strategy of the fund is to purchase units in the M&G Episode Allocation Fund - the underlying fund.

Underlying Fund Objective: The fund aims to deliver a total return (the combination of capital growth and income) of at least 5% per annum above the Sterling Overnight Index Average (SONIA), before any charges are taken, over any five year period. There is no guarantee that the fund will achieve a positive return over five years, or any other period, and investors may not get back the original amount they invested. It is a multi-asset fund that invests across a range of asset classes, including equities, fixed income securities, convertibles, cash and near cash. Exposure to these assets may be gained either directly or indirectly via collective investment schemes or derivatives. The fund may also invest indirectly via collective investment schemes or derivatives in other asset classes such as property and gold. The currency exposure of the fund will be actively managed, seeking to enhance returns, with a minimum of 30% of the fund exposed to sterling and a minimum of 60% in developed market currencies (including sterling). Derivatives may be used for investment purposes, efficient portfolio management and hedging.

Performance




Discrete performance - to last month end

	31/07/17 to 31/07/18	31/07/18 to 31/07/19	31/07/19 to 31/07/20	31/07/20 to 31/07/21	31/07/21 to 31/07/22
Fund	2.1%	1.6%	-8.4%	13.7%	-3.6%
Sector	2.0%	5.1%	-2.4%	8.9%	-5.1%
Rank	121/212	181/233	219/243	43/260	93/271
Quartile	3	4	4	1	2

Annualised performance

	Annualised		
	3 Years to 31/07/22	5 Years to 31/07/22	10 Years to 31/07/22
Fund	0.2%	0.8%	4.5%
Sector	0.3%	1.6%	3.9%
Rank	121/243	137/212	57/141
Quartile	2	3	2

Fund Managers



Name:	Craig Moran	Stuart Canning	Tony Finding
Manager of the underlying fund for:	11 years, 6 months	2 years, 9 months	11 years, 6 months



Juan Nevado
11 years, 7 months

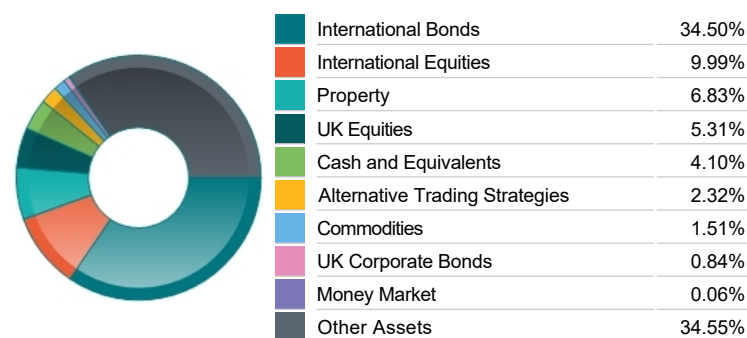
Important Information

- Because of changes in exchange rates the value of your investment, as well as any money you take from it, can go down as well as up.
- Some funds may invest in 'underlying' funds or other investment vehicles. The performance of our fund, compared to what it's invested in won't be exactly the same. That can be due to additional charges, cash management (needed to help people enter and leave our fund when they want), tax and the timing of investments (this is known as a fund's dealing cycle, it varies between managers and can be several days).
- Source of portfolio data: Broadridge. Source of performance data: FE fundinfo. We can't predict the future. Past performance isn't a guide to future performance. The figures shown are intended only to demonstrate performance history of the fund, after allowing for the impact of fund charges and further costs, but take no account of product charges, or any Annual Management Charge paid for by the deduction of units. Charges and further costs may vary in the future and may be higher than they are now. Fund performance is based upon the movement of the daily price and is shown as total return in the fund's currency of denomination with gross income reinvested. The value of your investment can go down as well as up so you might get back less than you put in.
- This factsheet is for information purposes only. If there is information or terminology included that you would like to discuss, then please contact an adviser. Investors should refer to their policy documentation and supporting brochures for fund availability, investment strategy, any product information and charges. Every care has been taken in populating this output, however it must be appreciated that neither Broadridge, Prudential nor their sources guarantee the accuracy, adequacy or completeness of this information or make any warranties regarding results from its usage.

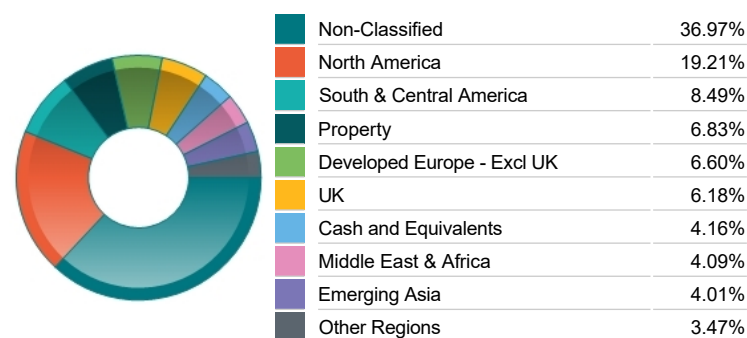
Top 10 Holdings

Name	% Weight	Sector	Country
1 UNITED STATES TREASURY 0% 13/10/2022	11.23%	Non-Classified	Non-Classified
2 MEXICO (UNITED MEXICAN STATES) (GO	4.58%	Bonds	Mexico
3 UNITED STATES TREASURY 0% 08/09/2022	3.05%	Bonds	United States
4 SOUTH AFRICA (REPUBLIC OF)	2.93%	Bonds	South Africa
5 XTrackers Xtrackers DAX UCITS ETF ETF [Xetra]	2.61%	Non-Classified	Germany
6 CASH COLLATERAL GBP MLIN	2.21%	Non-Classified	Non-Classified
7 TURKEY (REPUBLIC OF)	2.06%	Bonds	Turkey
8 BRAZIL FEDERATIVE REPUBLIC OF (GOVERNMENT) 10% 01/01/2023	1.94%	Bonds	Brazil
9 HANG SENG INDEX AUG 22 HKD	1.83%	Non-Classified	Non-Classified
10 H-SHARES INDEX AUG 22 HKD	1.74%	Non-Classified	Non-Classified

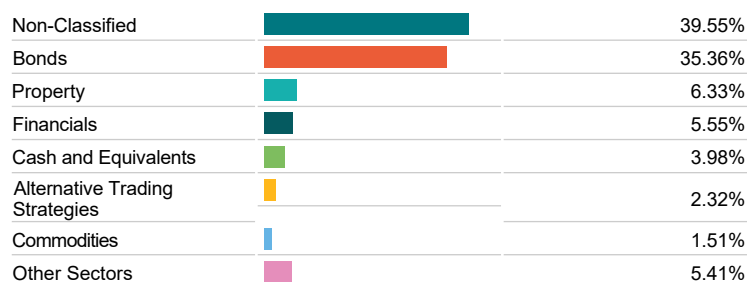
Asset Allocation



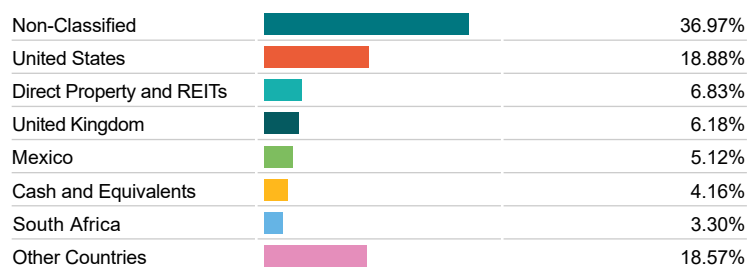
Regional Allocation



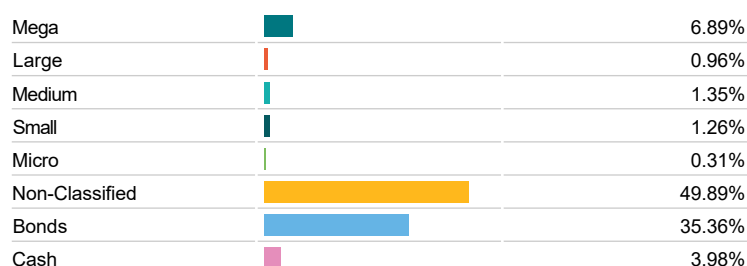
Bond Sector Breakdown



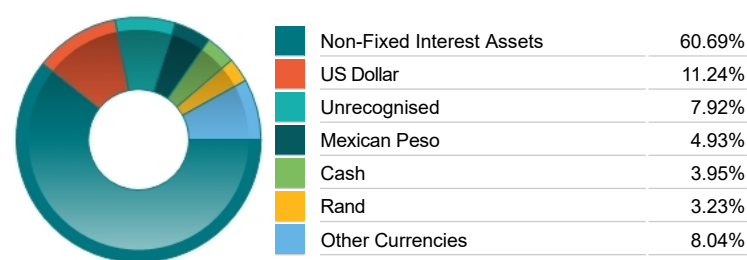
Top Country Breakdown



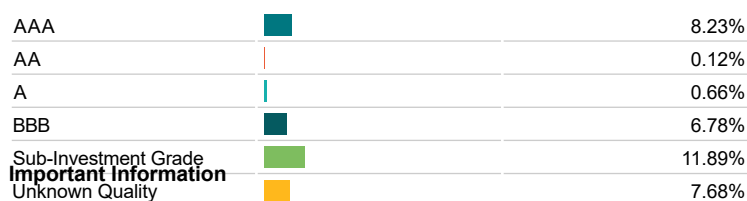
Breakdown By Market Cap (%)



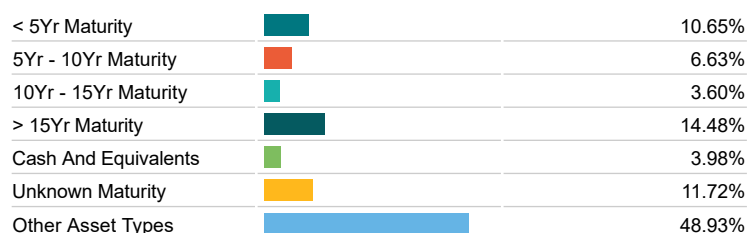
Fixed Interest Currencies



Fixed Interest Quality Profile



Fixed Interest Maturity Profile



Because of changes in exchange rates the value of your investment, as well as any money you take from it, can go down as well as up.

The Industry Classification Benchmark is a product of FTSE International Limited and has been licensed for use.

The registered office of Prudential International is in Ireland at Montague House, Adelaide Road, Dublin 2. Prudential International is a marketing name of Prudential International Assurance plc, a life assurance company operating from Ireland. Registration No. 209956. Prudential International Assurance plc is authorised and regulated by the Central Bank of Ireland and in the context of its UK regulated activities only, is deemed authorised by the Prudential Regulation Authority and subject to regulation by the Financial Conduct Authority and limited regulation by the Prudential Regulation Authority. Details of the Temporary Permissions Regime, which allows EEA-based firms to operate in the UK for a limited period while seeking full authorisation, are available on the Financial Conduct Authority's website. Prudential International is part of the same corporate group as The Prudential Assurance Company Limited. Both The Prudential Assurance Company Limited and Prudential International are direct and indirect subsidiaries respectively of M&G plc, a company incorporated in the United Kingdom. The Prudential Assurance Company Limited is not affiliated in any manner with Prudential Financial, Inc, a company whose principal place of business is in the United States of America or Prudential plc, an international group incorporated in the United Kingdom.