

Benchmark

Benchmark	MSCI AC World NR GBP
Sector	ABI Global Equities

Identification Codes

Sedol Code	B3BW005
Mex Code	PUARGG
Isin Code	GB00B3BW0055
Citi Code	D9U1

Fund Overview

Bid (15/02/2019)	241.60
Offer (15/02/2019)	254.30
Fund size (31/12/2018)	£11.55m
Underlying Fund size	£772.35m
Number of holdings	131
Launch date	20/10/2008

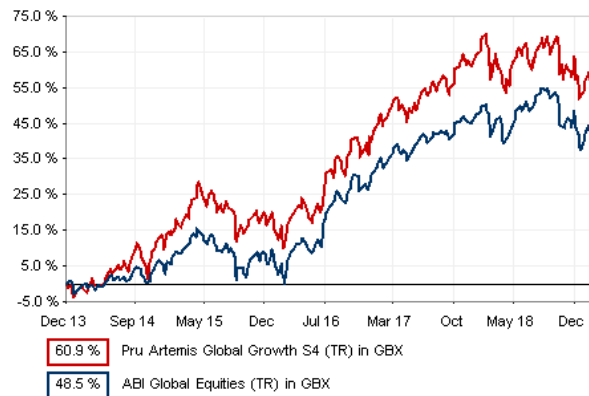
Fund Charges

Base Annual Management Charge (AMC)	1.85%
Additional Charges	0.08%
Total Charges	1.93%

Aims

The investment strategy of the fund is to purchase units in the Artemis Global Growth Fund. That fund aims to achieve long-term capital growth from a diversified portfolio investing in any economic sector in any part of the world. The Manager actively manages the portfolio in order to achieve the objective and will not be restricted in respect of choice of investments either by company size or industry, or in terms of the geographical split of the portfolio.

Performance



Discrete performance - to last month end

	31/01/14 to 31/01/15	31/01/15 to 31/01/16	31/01/16 to 31/01/17	31/01/17 to 31/01/18	31/01/18 to 31/01/19
Fund	20.9%	-2.1%	26.4%	14.7%	-5.1%
Sector	11.3%	-3.7%	27.7%	11.5%	-3.2%
Rank	9/392	160/402	244/406	72/415	329/414
Quartile	1	2	3	1	4

Annualised performance

	Annualised		
	3 Years to 31/01/19	5 Years to 31/01/19	10 Years to 31/01/19
Fund	11.2%	10.2%	10.3%
Sector	11.3%	8.1%	9.5%
Rank	229/404	70/390	141/316
Quartile	3	1	2

Fund Managers



Name: Peter Saacke
 Manager of the underlying fund for: 15 years, 1 months

Ratings

Morningstar Analyst Rating™




Important Information

- Exchange rate fluctuations may cause the Sterling values of overseas investments to rise or fall.
- Source of portfolio data: FundsLibrary. Source of performance data: Financial Express (FE). Please remember that past performance is not a reliable indicator of future performance. The figures shown are intended only to demonstrate performance history of the fund and take no account of product charges, or the Annual Management Charge for any available PruFund funds.. The application of charges may impact the overall performance. Please also note that our charges may vary in the future and may be higher than they are now. Fund Performance is based upon the movement of the daily price and is shown as total return in GBP with net income reinvested. The value of your investment can go down as well as up and you may not get back the amount you put in.
- This factsheet is for information purposes only. If there is information or terminology included that you would like to discuss, then please contact an adviser. Investors should refer to their policy documentation and supporting brochures for fund availability, investment strategy, any product information and charges. Every care has been taken in populating this output, however it must be appreciated that neither FundsLibrary, Prudential nor their sources guarantee the accuracy, adequacy or completeness of this information or make any warranties regarding results from its usage.

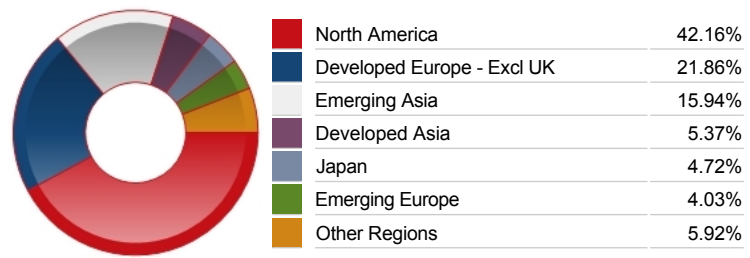
Top 10 Holdings

Name	% Weight	Sector	Country
1 JPMorgan Chase & Co.	2.42%	Banks	United States
2 Cummins	1.74%	Industrial Engineering	United States
3 Microsoft Corp.	1.56%	Software & Computer Services	United States
4 Verizon Communications	1.55%	Fixed Line Telecommunications	United States
5 Roche Holding AG Part. Cert.	1.53%	Pharmaceuticals & Biotechnology	Switzerland
6 Mitsubishi Corp.	1.41%	Support Services	Japan
7 Bank of Communications (H)	1.38%	Banks	China
8 Allianz SE	1.35%	Nonlife Insurance	Germany
9 Caterpillar	1.29%	Industrial Engineering	United States
10 HP	1.25%	Technology Hardware & Equipment	United States

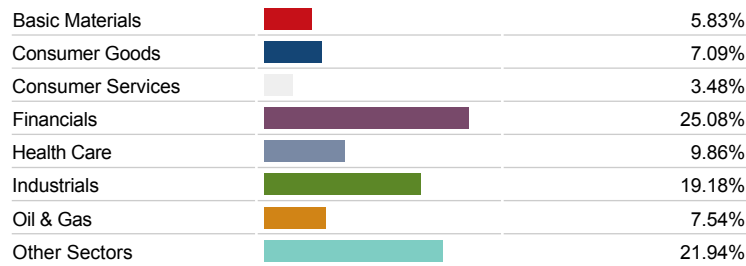
Asset Allocation



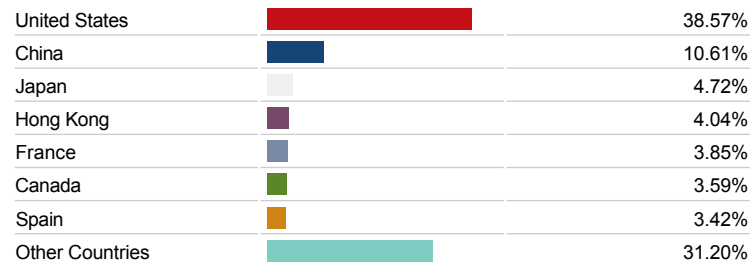
Regional Allocation



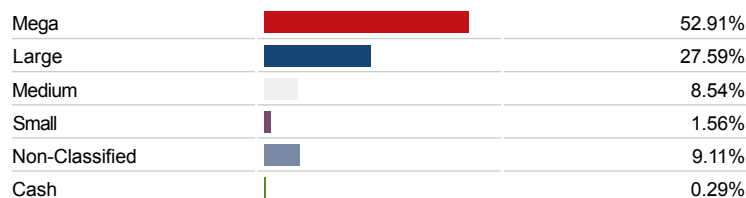
Equity Sector Breakdown




Top Country Breakdown



Breakdown By Market Cap (%)



Fixed Interest Currencies



Important Information

- Exchange rate fluctuations may cause the Sterling values of overseas investments to rise or fall.
- The Industry Classification Benchmark is a product of FTSE International Limited and has been licensed for use
- "Prudential" is a trading name of The Prudential Assurance Company Limited, which is registered in England and Wales. This name is also used by other companies within the Prudential Group. Registered office at Laurence Pountney Hill, London EC4R 0HH. Registered number 15454. Authorised by the Prudential Regulation Authority and regulated by the Financial Conduct Authority and the Prudential Regulation Authority.