

Benchmark

Benchmark	FTSE All-Share Index TR
Sector	ABI UK Equity Income

Identification Codes

Sedol Code	B3RQ7J9
Mex Code	PUAIGP
Isin Code	GB00B3RQ7J91
Citi Code	FNI1

Fund Overview

Bid (11/08/2020)	223.80
Offer	n/a
Fund size (30/11/2019)	£5.37m
Underlying Fund size	£4326.86m
Number of holdings	113
Launch date	13/07/2009

Fund Charges

Annual Management Charge (AMC)	1.55%
Further Costs	0.05%
Yearly Total	1.60%

Aims

Objective: The investment strategy of the fund is to purchase units in the Artemis Income Fund - the underlying fund.

Underlying Fund Objective: The fund aims to achieve a rising income combined with capital growth from a portfolio primarily made up of investments in the United Kingdom. The Manager actively manages the portfolio in order to achieve the objective with exposure to ordinary shares, preference shares, convertibles and fixed interest securities.

Performance



Discrete performance - to last month end

	31/07/15 to 31/07/16	31/07/16 to 31/07/17	31/07/17 to 31/07/18	31/07/18 to 31/07/19	31/07/19 to 31/07/20
Fund	2.1%	13.7%	8.2%	-0.2%	-16.9%
Sector	3.8%	11.6%	6.0%	-1.4%	-19.4%
Rank	107/179	63/182	46/184	76/186	62/189
Quartile	3	2	1	2	2

Annualised performance

	Annualised		
	3 Years to 31/07/20	5 Years to 31/07/20	10 Years to 31/07/20
Fund	-3.5%	0.8%	5.7%
Sector	-5.5%	-0.5%	5.0%
Rank	61/184	66/179	46/143
Quartile	2	2	2

Fund Managers



Name: Adrian Frost Nick Shenton Andy Marsh
 Manager of the underlying fund for: 18 years, 7 months 7 years, 10 months 2 years, 6 months

Ratings

FE Crown




Important Information

- Some funds may invest in 'underlying' funds or other investment vehicles. The performance of our fund, compared to what it's invested in won't be exactly the same. That can be due to additional charges, cash management (needed to help people to enter and leave our fund when they want), tax and the timing of investments (this is known as a fund's dealing cycle, it varies between managers and can be several days).
- Source of portfolio data: FundsLibrary. Source of performance data: Financial Express (FE). We can't predict the future. Past performance isn't a guide to future performance. The figures shown are intended only to demonstrate performance history of the fund, after allowing for the impact of fund charges and further costs, but take no account of product charges, or any Annual Management Charge paid for by the deduction of units. Charges and further costs may vary in the future and may be higher than they are now. Fund performance is based upon the movement of the daily price and is shown as total return in GBP with gross income reinvested. The value of your investment can go down as well as up so you might get back less than you put in.
- This factsheet is for information purposes only. If there is information or terminology included that you would like to discuss, then please contact an adviser. Investors should refer to their policy documentation and supporting brochures for fund availability, investment strategy, any product information and charges. Every care has been taken in populating this output, however it must be appreciated that neither FundsLibrary, Prudential nor their sources guarantee the accuracy, adequacy or completeness of this information or make any warranties regarding results from its usage.

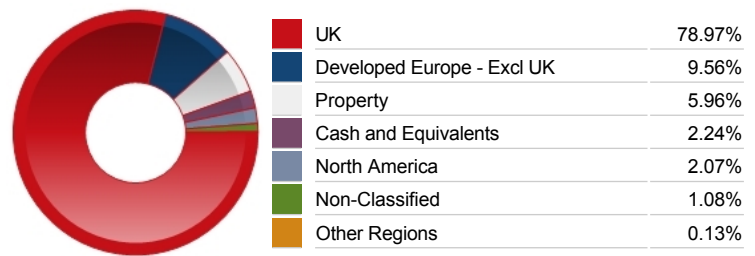
Top 10 Holdings

Name	% Weight	Sector	Country
1 3i Group Plc 3i Group Plc Ord GBP0.738636	5.01%	Investment Banking & Brokerage Services	United Kingdom
2 RELX	4.92%	Media	United Kingdom
3 GLAXOSMITHKLINE	4.78%	Pharmaceuticals & Biotechnology	United Kingdom
4 LONDON STOCK EXCHANGE GROUP	4.76%	Investment Banking & Brokerage Services	United Kingdom
5 TESCO	4.45%	Personal Care, Drug & Grocery Stores	United Kingdom
6 SMITHS GROUP	3.78%	General Industrials	United Kingdom
7 WOLTERS-KLUWER NV	3.35%	Media	Netherlands
8 PHOENIX GROUP HLDGS	3.20%	Life Insurance	United Kingdom
9 DIRECT LINE INSURANCE GROUP	2.86%	Non-life Insurance	United Kingdom
10 ANGLO AMERICAN	2.80%	Industrial Metals & Mining	United Kingdom

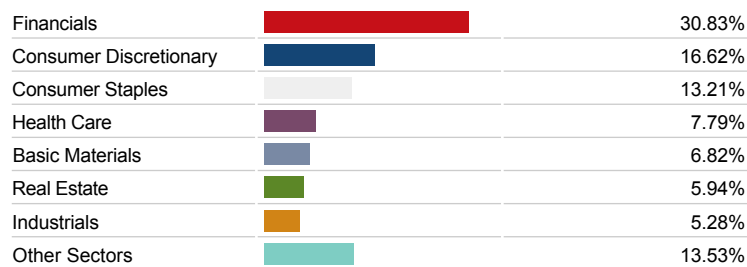
Asset Allocation



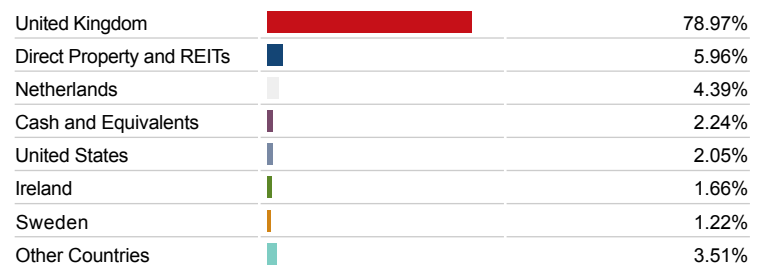
Regional Allocation



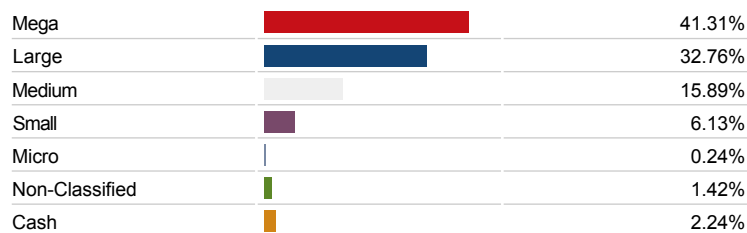
Equity Sector Breakdown




Top Country Breakdown



Breakdown By Market Cap (%)



Fixed Interest Currencies



Important Information

- The Industry Classification Benchmark is a product of FTSE International Limited and has been licensed for use.
- "Prudential" is a trading name of The Prudential Assurance Company Limited (PACL), which is registered in England and Wales. Registered office at 10 Fenchurch Avenue, London EC3M 5AG. Registered number 15454. Authorised by the Prudential Regulation Authority and regulated by the Financial Conduct Authority and the Prudential Regulation Authority. Prudential Retirement Income Limited is registered in Scotland. Registered office at Craigforth, Stirling FK9 4UE. Registered number SCO47842. Authorised by the Prudential Regulation Authority and regulated by the Financial Conduct Authority and the Prudential Regulation Authority.