

Benchmark

Benchmark	MSCI Japan
Sector	ABI Japan Equities

Identification Codes

Sedol Code	3317688
Mex Code	PUJGF
Isin Code	GB0033176883
Citi Code	P344

Fund Overview

Bid (18/01/2019)	206.40
Offer (18/01/2019)	217.30
Fund size (31/12/2018)	£0.69m
Underlying Fund size	£95.73m
Number of holdings	357
Launch date	01/07/2003

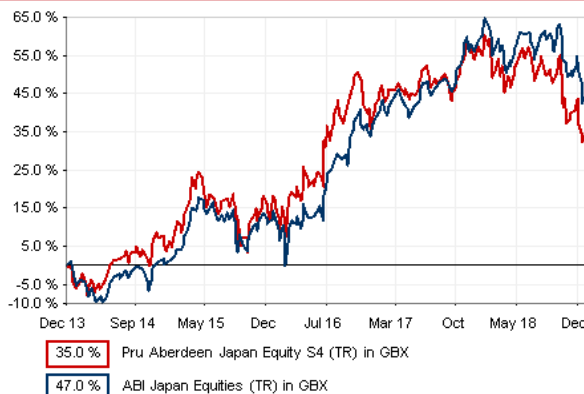
Fund Charges

Base Annual Management Charge (AMC)	1.90%
Additional Charges	0.14%
Total Charges	2.04%

Aims

The investment strategy of the fund is to purchase units in the Aberdeen Japan Equity Fund. That fund aims to achieve capital growth through investment in a diversified portfolio of Japanese securities.

Performance



Discrete performance - to last month end

	31/12/13 to 31/12/14	31/12/14 to 31/12/15	31/12/15 to 31/12/16	31/12/16 to 31/12/17	31/12/17 to 31/12/18
Fund	5.6%	12.4%	18.5%	10.2%	-14.2%
Sector	0.8%	13.2%	20.8%	15.4%	-10.3%
Rank	4/108	85/112	89/113	100/114	106/115
Quartile	1	4	4	4	4

Annualised performance

	Annualised		
	3 Years to 31/12/18	5 Years to 31/12/18	10 Years to 31/12/18
Fund	3.9%	5.9%	6.6%
Sector	7.7%	7.4%	6.4%
Rank	111/113	101/108	46/87
Quartile	4	4	3


Important Information

- Exchange rate fluctuations may cause the Sterling values of overseas investments to rise or fall.
- Source of portfolio data: FundsLibrary. Source of performance data: Financial Express (FE). Please remember that past performance is not a reliable indicator of future performance. The figures shown are intended only to demonstrate performance history of the fund and take no account of product charges, or the Annual Management Charge for any available PruFund funds.. The application of charges may impact the overall performance. Please also note that our charges may vary in the future and may be higher than they are now. Fund Performance is based upon the movement of the daily price and is shown as total return in GBP with net income reinvested. The value of your investment can go down as well as up and you may not get back the amount you put in.
- This factsheet is for information purposes only. If there is information or terminology included that you would like to discuss, then please contact an adviser. Investors should refer to their policy documentation and supporting brochures for fund availability, investment strategy, any product information and charges. Every care has been taken in populating this output, however it must be appreciated that neither FundsLibrary, Prudential nor their sources guarantee the accuracy, adequacy or completeness of this information or make any warranties regarding results from its usage.


Top 10 Holdings

Name	% Weight	Sector	Country
1 Shin-Etsu Chemical Co.	5.15%	Chemicals	Japan
2 Keyence Corp.	5.07%	Electronic & Electrical Equipment	Japan
3 Shionogi & Co.	4.31%	Pharmaceuticals & Biotechnology	Japan
4 Seven & I Holdings	3.92%	General Retailers	Japan
5 KDDI Corp.	3.84%	Mobile Telecommunications	Japan
6 Chugai Pharmaceutical Co.	3.73%	Pharmaceuticals & Biotechnology	Japan
7 Pigeon Corp.	3.71%	Personal Goods	Japan
8 Daikin Industries	3.64%	Construction & Materials	Japan
9 Shiseido Co.	3.59%	Personal Goods	Japan
10 Makita Corp.	3.47%	Household Goods & Home Construction	Japan

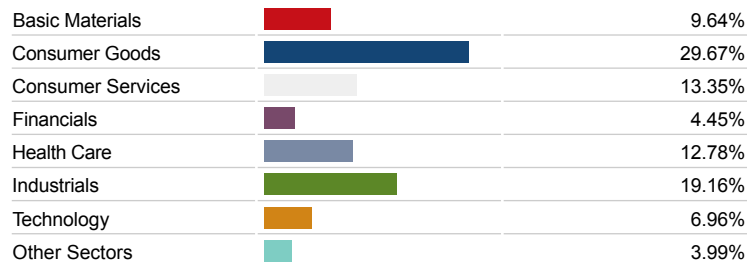
Asset Allocation



Regional Allocation



Equity Sector Breakdown




Top Country Breakdown



Fixed Interest Currencies



Breakdown By Market Cap (%)



Important Information

- Exchange rate fluctuations may cause the Sterling values of overseas investments to rise or fall.
- The Industry Classification Benchmark is a product of FTSE International Limited and has been licensed for use
- "Prudential" is a trading name of The Prudential Assurance Company Limited, which is registered in England and Wales. This name is also used by other companies within the Prudential Group. Registered office at Laurence Pountney Hill, London EC4R 0HH. Registered number 15454. Authorised by the Prudential Regulation Authority and regulated by the Financial Conduct Authority and the Prudential Regulation Authority.