

Benchmark

Benchmark	Composite
ABI Sector	Mixed Investment 0-35% Shares

Identification Codes

Sedol Code	B3SK693
Mex Code	PUBAAB
Isin Code	GB00B3SK6933
Citi Code	011G

Fund Overview

Bid (17/09/2021)	147.00
Offer (17/09/2021)	154.80
Fund size (31/08/2021)	£0.04m
Underlying Fund size	£56.11m
Number of holdings	21429
Launch date	14/11/2011

Fund Charges

Annual Management Charge (AMC)	2.20%
Further Costs	0.00%
Yearly Total	2.20%

Aims

Objective: The investment strategy of the fund is to purchase units in the WS Verbatim Portfolio 3 Fund – the underlying fund.

Underlying Fund Objective: The fund aims to achieve capital growth over the medium to long term by using a risk based investment strategy that is broadly defensive.

Performance

No data available! Please enter a valid code!

Fund Managers



Name: James Klempster
 Manager of the underlying fund for: 3 years, 1 months



Name: John Husselbee
 Manager of the underlying fund for: 7 years, 8 months

Ratings

FE Crown



Important Information

- Because of changes in exchange rates the value of your investment, as well as any money you take from it, can go down as well as up.
- Some funds may invest in 'underlying' funds or other investment vehicles. The performance of our fund, compared to what it's invested in won't be exactly the same. That can be due to additional charges, cash management (needed to help people to enter and leave our fund when they want), tax and the timing of investments (this is known as a fund's dealing cycle, it varies between managers and can be several days).
- Source of portfolio data: Broadridge. Source of performance data: FE fundinfo. We can't predict the future. Past performance isn't a guide to future performance. The figures shown are intended only to demonstrate performance history of the fund, after allowing for the impact of fund charges and further costs, but take no account of product charges, or any Annual Management Charge paid for by the deduction of units. Charges and further costs may vary in the future and may be higher than they are now. Fund performance is based upon the movement of the daily price and is shown as total return in GBP with gross income reinvested. The value of your investment can go down as well as up so you might get back less than you put in.
- This factsheet is for information purposes only. If there is information or terminology included that you would like to discuss, then please contact an adviser. Investors should refer to their policy documentation and supporting brochures for fund availability, investment strategy, any product information and charges. Every care has been taken in populating this output, however it must be appreciated that neither Broadridge, Prudential nor their sources guarantee the accuracy, adequacy or completeness of this information or make any warranties regarding results from its usage.

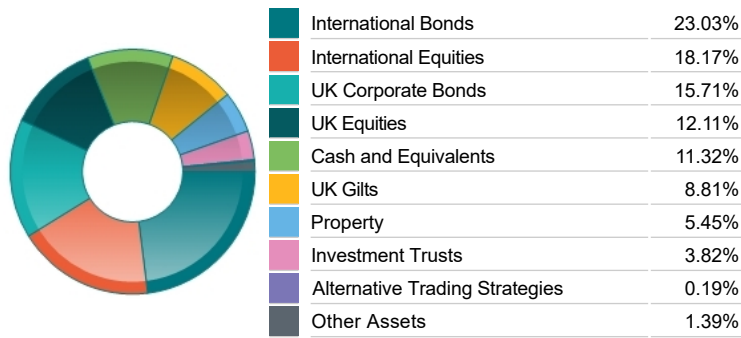
Top 10 Fund Holdings

Name	% Weight
1 Vanguard Global Bond Index Hedged Acc	10.68%
2 Legal & General Sterling Corporate Bond Index Fund I	9.43%
3 AXA Investment Managers UK Ltd Sterling Buy and Maintain Credit Class Z Gross	7.27%
4 Royal London Corporate Bond Class M	7.04%
5 Fidelity MoneyBuilder Income Class W	6.53%
6 Legal & General All Stocks Gilt Index Trust I	5.17%
7 JPMorgan US Equity Income Class C	3.65%
8 Royal London Index Linked Gilt Class M	3.46%
9 Fidelity Index UK Class P	2.85%
10 Liontrust European Growth Class I	2.76%

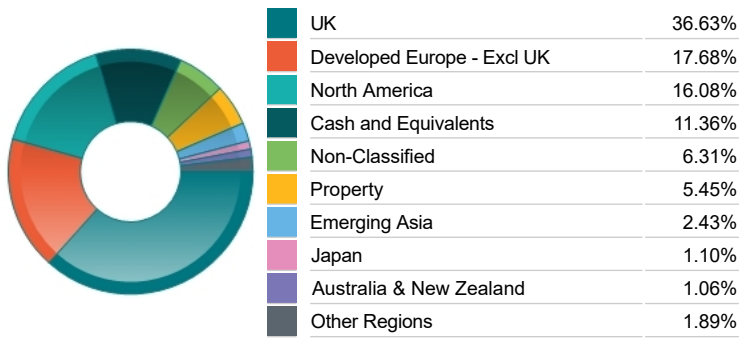
Top 10 Holdings

Name	% Weight
1 Tritax Big Box REIT Plc Tritax Big Box REIT Ord GBP0.01	2.33%
2 PRIMARY HEALTH PROPERTIES	1.92%
3 ASSURA	1.88%
4 Supermarket Income REIT Plc Supermarket Income REIT Plc ORD GBP0.01	0.75%
5 Civitas Social Housing Plc Civitas Social Housing Plc ORD GBP0.01	0.72%
6 UNILEVER	0.48%
7 DIAGEO	0.47%
8 MICROSOFT CORP	0.41%
9 RELX	0.36%
10 APPLE INC	0.35%

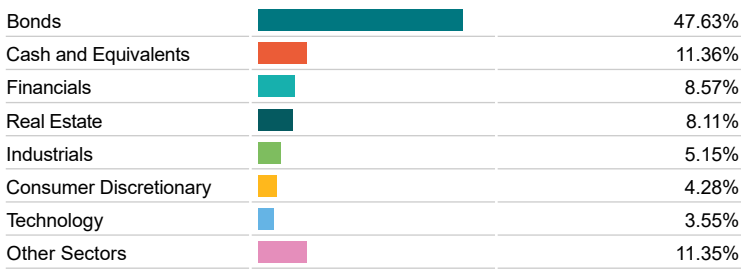
Asset Allocation



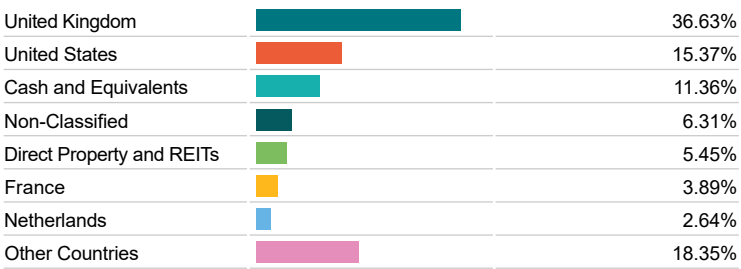
Regional Allocation



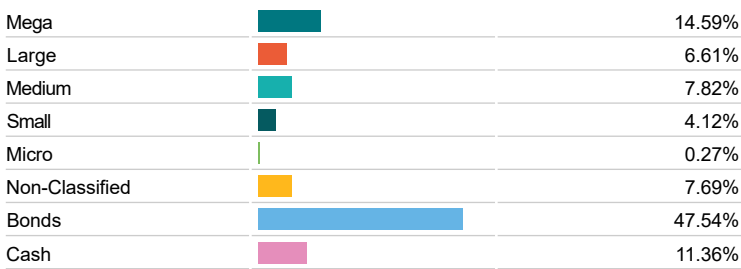
Sector Breakdown



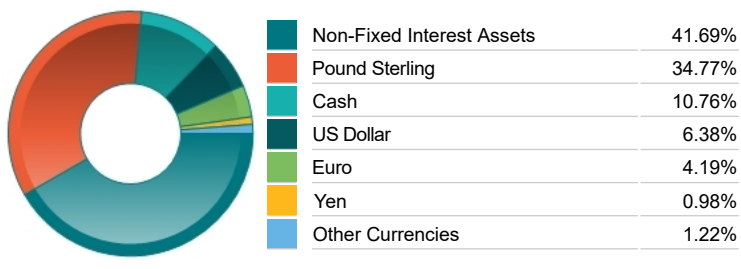
Top Country Breakdown



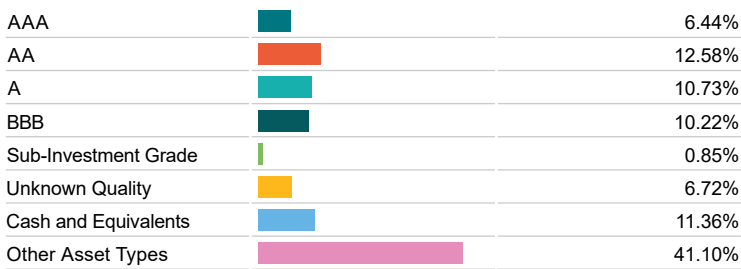
Breakdown By Market Cap (%)



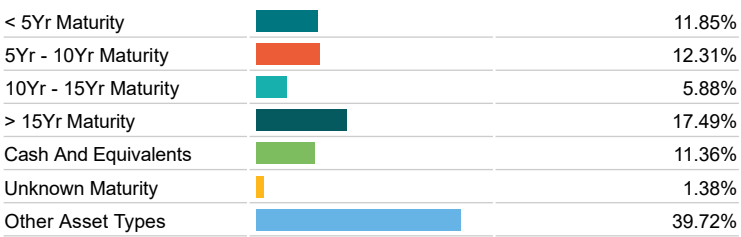
Fixed Interest Currencies



Fixed Interest Quality Profile



Fixed Interest Maturity Profile



Important Information

- Because of changes in exchange rates the value of your investment, as well as any money you take from it, can go down as well as up.
- The Industry Classification Benchmark is a product of FTSE International Limited and has been licensed for use.
- "Prudential" is a trading name of The Prudential Assurance Company Limited, which is registered in England and Wales. Registered office at 10 Fenchurch Avenue, London EC3M 5AG. Registered number 15454. Authorised by the Prudential Regulation Authority and regulated by the Financial Conduct Authority and the Prudential Regulation Authority.