

Benchmark

Benchmark	IA Flexible Investment
Benchmark Category	-
IA Sector	Flexible Investment

Identification Codes

Sedol Code	B83VFR7
Mex Code	-
Isin Code	GB00B83VFR76
Citi Code	G5KK

Fund Overview

Mid (11/02/2026)	275.70p
Historic yield	2.10%
Fund size (31/12/2025)	£140.50m
Number of holdings	3859
Ongoing Charges	1.06%
Launch date	01/08/2012

Fund Charges

Entry Charge	0.00%
Ongoing Charges	1.06%

Fund Background

Valuation frequency	Daily
Valuation point	16:00
Fund type	OEIC
Launch price	£0.79
Fund currency	Pound Sterling
Fund domicile	United Kingdom
ISA allowable	Yes
SIPP allowable	Yes

Dealing

Minimum Investment	£3000000
Minimum Top Up	£10000
Minimum Regular Saving	-
Settlement Period: Buy	4 days
Settlement Period: Sell	4 days
Pricing Basis	Forward
Dealing Decimals	4

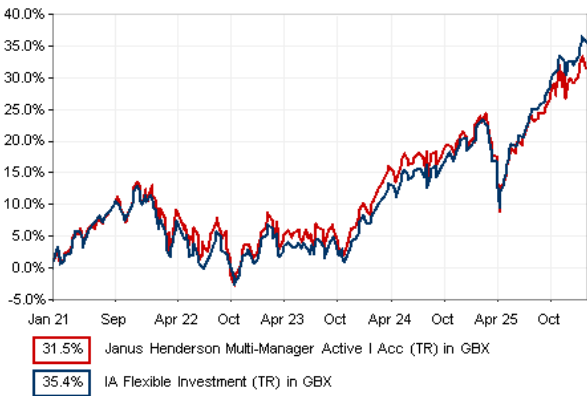
Distribution Dates

Ex dividend date(s)	Income payment date(s)
01 February	31 May

Aims

To achieve capital growth by investing in markets in both the UK and overseas.

Performance



Discrete performance - to last month end

	31/01/21 to 31/01/22	31/01/22 to 31/01/23	31/01/23 to 31/01/24	31/01/24 to 31/01/25	31/01/25 to 31/01/26
Fund	8.0%	-1.9%	4.2%	12.3%	6.1%
Sector	6.1%	-1.2%	3.6%	13.3%	10.1%
Rank	55/132	77/138	74/147	96/155	129/164
Quartile	2	3	2	3	4

Annualised performance

	3 Years to 31/01/26	5 Years to 31/01/26	10 Years to 31/01/26
Fund	7.5%	5.6%	7.2%
Sector	8.9%	6.3%	7.5%
Rank	105/147	78/132	55/80
Quartile	3	3	3

Fund Managers



Name: Eduardo Jimenez Martin
Manager for: 2 years, 1 months



Name: James de Bunsen
Manager for: 13 years, 1 months



Name: Tihana Ibrahimpasic
Manager for: 8 years, 1 months

Ratings

FE Crown



Group Details

Group name	Janus Henderson Investors
Group address	PO Box 9023 Chelmsford CM99 2WB
Group telephone	0800 832 832
Dealing telephone	0845 608 8703
Email	support@henderson.com
Homepage	www.henderson.com
Fax number	0870 888 3094

Important Information

- Source of portfolio data: Broadridge. Source of performance data: FE fundinfo. We can't predict the future. Past performance isn't a guide to future performance. The figures shown are intended only to demonstrate performance history of the fund, after allowing for the impact of ongoing charges, but take no account of product charges. Ongoing charges may vary in the future and may be higher than they are now. Fund performance is based upon the movement of the daily price and is shown as total return in GBP with income reinvested. The value of your investment can go down as well as up so you might get back less than you put in.
- This factsheet is for information purposes only. If there is information or terminology included that you would like to discuss, then please contact an adviser. Investors should refer to their policy documentation and supporting brochures for fund availability, investment strategy, any product information and charges. Every care has been taken in populating this output, however it must be appreciated that neither Broadridge, Prudential nor their sources guarantee the accuracy, adequacy or completeness of this information or make any warranties regarding results from its usage.

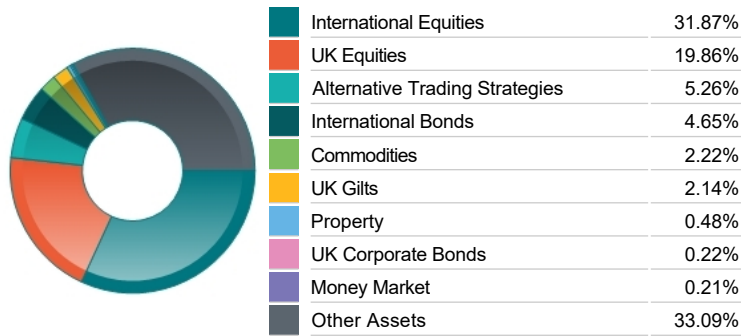
Top 10 Fund Holdings

Name	% Weight	Sector	Country
1 iShares iShares VI plc NASDAQ 100 Swap UCITS ETF USD Accu	11.04%	Managed Funds	Managed Funds
2 iShares iShares plc Core FTSE 100 UCITS ETF GBP (Dist)	8.59%	Managed Funds	Managed Funds
3 iShares iShares IV plc Edge MSCI USA Quality Factor UCITS ETF USD (Acc)	8.04%	Managed Funds	Managed Funds
4 Dodge & Cox Worldwide Funds Plc Dodge & Cox Worldwide Funds plc - U.S. Stock Fund USD Accumulating Class	6.71%	Managed Funds	Managed Funds
5 iShares iShares VI plc S&P 500 Swap UCITS ETF	6.23%	Managed Funds	Managed Funds
6 Janus Henderson Capital US Forty Class I	6.20%	Managed Funds	Managed Funds
7 Jupiter UK Dynamic Equity Class X	5.84%	Managed Funds	Managed Funds
8 JANUS HENDERSON DIVERSIFIED ALTERNATIVES FUND Z ACC	5.16%	Managed Funds	Managed Funds
9 LGIM STRLNG LIQ FD-CL 4 DIST	4.51%	Non-Classified	Non-Classified
10 M&G EUROPEAN EX-UK FUND STERLING E ACC	4.39%	Non-Classified	Non-Classified

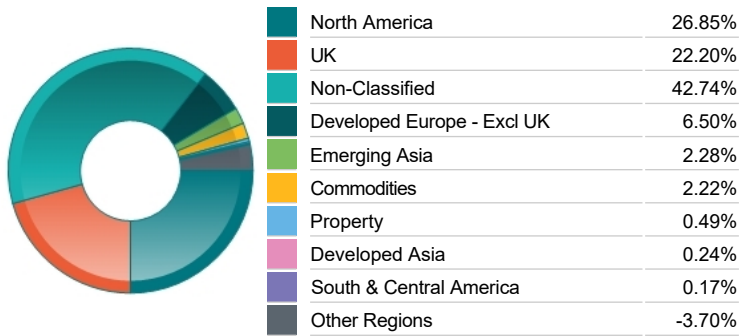
Top 10 Holdings

Name	% Weight	Sector	Country
1 S&P 500 TOTAL RETURN INDEX 500	6.23%	Non-Classified	Non-Classified
2 LGIM STRLNG LIQ FD-CL 4 DIST	4.51%	Non-Classified	Non-Classified
3 M&G EUROPEAN EX-UK FUND STERLING E ACC	4.39%	Non-Classified	Non-Classified
4 MICROSOFT CORPORATION	1.22%	Software & Computer Services	United States
5 NVIDIA CORPORATION	1.06%	Technology Hardware & Equipment	United States
6 CENTRICA	0.83%	Gas, Water & Multi-utilities	United Kingdom
7 APPLE	0.81%	Technology Hardware & Equipment	United States
8 ASTRAZENECA	0.77%	Pharmaceuticals & Biotechnology	United Kingdom
9 HSBC HOLDINGS	0.72%	Banks	United Kingdom
10 AMAZON.COM	0.65%	Retailers	United States

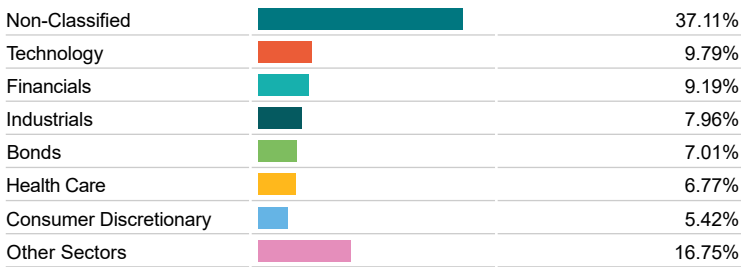
Asset Allocation



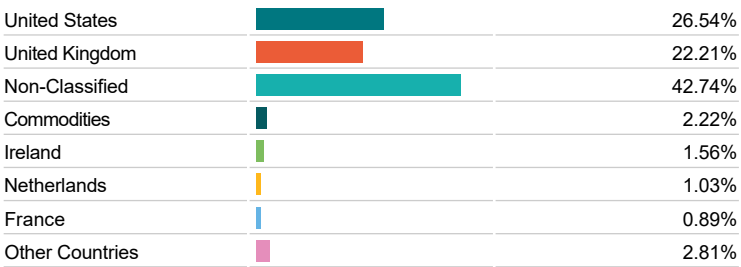
Regional Allocation



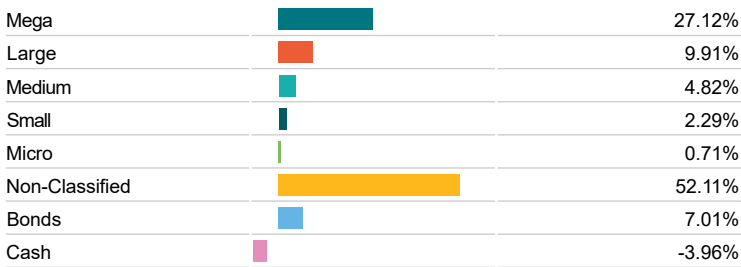
Sector Breakdown



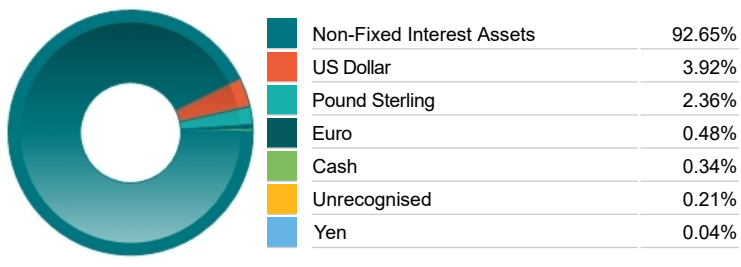
Top Country Breakdown



Breakdown By Market Cap (%)



Fixed Interest Currencies



Important Information

- The Industry Classification Benchmark is a product of FTSE International Limited and has been licensed for use.
- "Prudential" is a trading name of The Prudential Assurance Company Limited, which is registered in England and Wales. Registered office at 10 Fenchurch Avenue, London EC3M 5AG. Registered number 15454. Authorised by the Prudential Regulation Authority and regulated by the Financial Conduct Authority and the Prudential Regulation Authority.