

Benchmark

Benchmark	Tokyo Stock Exchange 1st Section (Gross Total Return) Index
Benchmark Category	-
IA Sector	Japan

Identification Codes

Sedol Code	B4SZR81
Mex Code	SITOKY
Isin Code	GB00B4SZR818
Citi Code	NND5

Fund Overview

Mid (20/06/2025)	148.40p
Historic yield	1.23%
Fund size (30/04/2025)	£573.13m
Number of holdings	64
Ongoing Charges	0.92%
Launch date	27/02/1981

Fund Charges

Entry Charge	0.00%
Ongoing Charges	0.92%

Fund Background

Valuation frequency	Daily
Valuation point	12:00
Fund type	Unit Trust
Launch price	£0.50
Fund currency	Pound Sterling
Fund domicile	United Kingdom
ISA allowable	Yes
SIPP allowable	Yes

Dealing

Minimum Investment	£3000000
Minimum Top Up	£100000
Minimum Regular Saving	-
Settlement Period: Buy	4 days
Settlement Period: Sell	4 days
Pricing Basis	Forward
Dealing Decimals	2

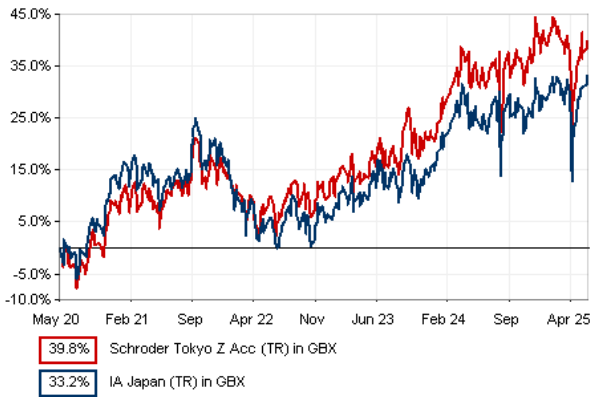
Distribution Dates

Ex dividend date(s)	Income payment date(s)
01 March	30 April

Aims

The fund's investment objective is to achieve capital appreciation through participation in the growth of the Japanese economy. Investment will be based primarily on Japan's economic strengths, such as its manufacturing industry (in particular on those parts of it that are demonstrating an ability to exploit newly emerging technology) and on sectors benefiting from structural change in the economy. Investment will be in directly held transferable securities. The fund may also invest in collective investment schemes, warrants and money market instruments.

Performance




Discrete performance - to last month end

	31/05/20 to 31/05/21	31/05/21 to 31/05/22	31/05/22 to 31/05/23	31/05/23 to 31/05/24	31/05/24 to 31/05/25
Fund	8.6%	0.6%	5.3%	16.3%	4.5%
Sector	11.2%	-5.4%	6.1%	11.5%	7.1%
Rank	71/91	16/94	56/97	34/98	80/100
Quartile	4	1	3	2	4

Annualised performance

	3 Years to 31/05/25	5 Years to 31/05/25	10 Years to 31/05/25
Fund	8.6%	6.9%	6.6%
Sector	8.2%	5.9%	7.0%
Rank	55/97	38/91	51/68
Quartile	3	2	3

Fund Managers



Name: Masaki Taketsume
Manager for: 5 years, 11 months

Ratings

FE Crown



Group Details

Group name	Schroder Unit Trusts Limited
Group address	1 London Wall Place, London, EC2Y 5AU United Kingdom
Group telephone	0800 718 777
Dealing telephone	0800 718 788
Email	investorservices@schroders.com
Homepage	www.schroders.co.uk
Fax number	0870 043 4080

Important Information

- Source of portfolio data: Broadridge. Source of performance data: FE fundinfo. We can't predict the future. Past performance isn't a guide to future performance. The figures shown are intended only to demonstrate performance history of the fund, after allowing for the impact of ongoing charges, but take no account of product charges. Ongoing charges may vary in the future and may be higher than they are now. Fund performance is based upon the movement of the daily price and is shown as total return in GBP with income reinvested. The value of your investment can go down as well as up so you might get back less than you put in.
- This factsheet is for information purposes only. If there is information or terminology included that you would like to discuss, then please contact an adviser. Investors should refer to their policy documentation and supporting brochures for fund availability, investment strategy, any product information and charges. Every care has been taken in populating this output, however it must be appreciated that neither Broadridge, Prudential nor their sources guarantee the accuracy, adequacy or completeness of this information or make any warranties regarding results from its usage.


Top 10 Holdings

Name	% Weight	Sector	Country
1 TOYOTA MOTOR CORPORATION	4.76%	Automobiles & Parts	Japan
2 HITACHI	4.34%	General Industrials	Japan
3 MITSUI SUMITOMO INSURANCE CO.	3.10%	Banks	Japan
4 RECRUIT HOLDINGS CO.	2.80%	Industrial Support Services	Japan
5 ASAHI GROUP HOLDINGS	2.70%	Beverages	Japan
6 MIZUHO FINANCIAL GROUP	2.69%	Banks	Japan
7 TOKIO MARINE HOLDINGS	2.62%	Non-life Insurance	Japan
8 LY CORPORATION	2.25%	Software & Computer Services	Japan
9 T&D HOLDINGS	2.23%	Life Insurance	Japan
10 TAKEDA PHARMACEUTICAL COMPANY LIMITED	2.20%	Pharmaceuticals & Biotechnology	Japan

Asset Allocation



Regional Allocation



Equity Sector Breakdown

Industrials	31.09%
Financials	17.17%
Consumer Discretionary	11.95%
Technology	10.91%
Basic Materials	8.82%
Consumer Staples	6.08%
Health Care	3.04%
Other Sectors	10.94%

Top Country Breakdown

Japan	96.41%
Non-Classified	1.96%
Cash and Equivalents	1.63%

Breakdown By Market Cap (%)

Mega	33.44%
Large	19.46%
Medium	25.67%
Small	14.93%
Micro	0.43%
Non-Classified	4.44%
Cash	1.63%

Important Information

- The Industry Classification Benchmark is a product of FTSE International Limited and has been licensed for use.
- "Prudential" is a trading name of The Prudential Assurance Company Limited, which is registered in England and Wales. Registered office at 10 Fenchurch Avenue, London EC3M 5AG. Registered number 15454. Authorised by the Prudential Regulation Authority and regulated by the Financial Conduct Authority and the Prudential Regulation Authority.

Commentary

Not Applicable

Important Information

- "Prudential" is a trading name of The Prudential Assurance Company Limited, which is registered in England and Wales. Registered office at 10 Fenchurch Avenue, London EC3M 5AG. Registered number 15454. Authorised by the Prudential Regulation Authority and regulated by the Financial Conduct Authority and the Prudential Regulation Authority.