

Benchmark

Benchmark	FTSE World Europe ex UK Net TR Index - in GBP
Benchmark Category	-
IA Sector	Europe Excluding UK

Identification Codes

Sedol Code	B6YTYJ1
Mex Code	MYDICG
Isin Code	GB00B6YTYJ18
Citi Code	GU0C

Fund Overview

Bid (17/05/2024)	4111.22p
Offer (17/05/2024)	4119.28p
Historic yield	0.27%
Fund size (31/03/2024)	£1367.94m
Number of holdings	31
Ongoing Charges	0.91%
Launch date	10/10/2012

Fund Charges

Entry Charge	0.00%
Ongoing Charges	0.91%

Fund Background

Valuation frequency	Daily
Valuation point	12:00
Fund type	Unit Trust
Launch price	£1.00
Fund currency	Pound Sterling
Fund domicile	United Kingdom
ISA allowable	Yes
SIPP allowable	Yes

Dealing

Minimum Investment	£100000
Minimum Top Up	£100
Minimum Regular Saving	-
Settlement Period: Buy	3 days
Settlement Period: Sell	3 days
Pricing Basis	Forward
Dealing Decimals	3

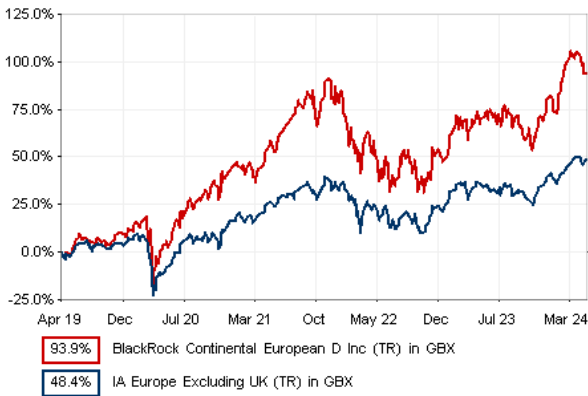
Distribution Dates

Ex dividend date(s)	Income payment date(s)
01 March	30 April

Aims

The aim of the BlackRock Continental European Fund is to achieve long-term capital growth for investors. The Fund invests primarily in the shares of companies incorporated or listed in Europe excluding the UK. Typically these will be larger companies. The Fund may also invest in collective investment schemes.

Performance



Discrete performance - to last month end

	30/04/19 to 30/04/20	30/04/20 to 30/04/21	30/04/21 to 30/04/22	30/04/22 to 30/04/23	30/04/23 to 30/04/24
Fund	6.0%	47.1%	-2.6%	11.0%	15.0%
Sector	-7.2%	35.5%	-2.6%	10.9%	9.3%
Rank	4/128	11/130	85/135	71/142	14/143
Quartile	1	1	3	2	1

Annualised performance

	3 Years to 30/04/24	5 Years to 30/04/24	10 Years to 30/04/24
Fund	7.5%	14.2%	11.9%
Sector	5.7%	8.2%	7.8%
Rank	46/135	2/128	4/98
Quartile	2	1	1

Fund Managers



Name:	Giles Rothbarth	Stefan Gries
Manager for:	6 years, 10 months	6 years, 10 months

Ratings

FE Crown



Group Details

Group name	BlackRock Investment Management (UK) Limited
Group address	12 Throgmorton Avenue London EC2N 2DL
Group telephone	08457 405 405
Dealing telephone	0800 445522
Email	broker.services@blackrock.com
Homepage	www.blackrock.co.uk
Fax number	020 7743 1135


Important Information

- Source of portfolio data: Broadridge. Source of performance data: FE fundinfo. We can't predict the future. Past performance isn't a guide to future performance. The figures shown are intended only to demonstrate performance history of the fund, after allowing for the impact of ongoing charges, but take no account of product charges. Ongoing charges may vary in the future and may be higher than they are now. Fund performance is based upon the movement of the daily price and is shown as total return in GBP with income reinvested. The value of your investment can go down as well as up so you might get back less than you put in. This factsheet is for information purposes only. If there is information or terminology included that you would like to discuss, then please contact an adviser. Investors should refer to their policy documentation and supporting brochures for fund availability, investment strategy, any product information and charges. Every care has been taken in populating this output, however it must be appreciated that neither Broadridge, Prudential nor their sources guarantee the accuracy, adequacy or completeness of this information or make any warranties regarding results from its usage.

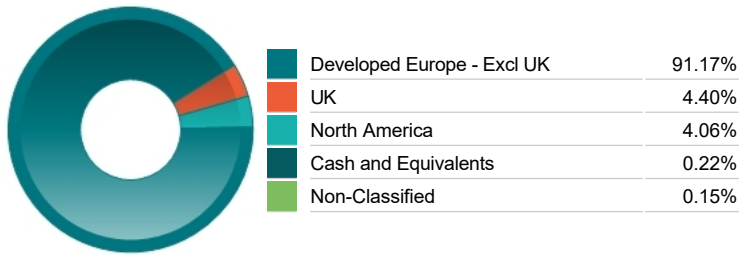
Top 10 Holdings

Name	% Weight	Sector	Country
1 NOVO NORDISK A/S	9.52%	Pharmaceuticals & Biotechnology	Denmark
2 ASML HOLDING N.V.	9.48%	Technology Hardware & Equipment	Netherlands
3 VMH MOET HENNESSY LOUIS VUITTON	7.91%	Personal Goods	France
4 HERMES INTERNATIONAL	4.87%	Personal Goods	France
5 FERRARI NV	4.55%	Automobiles & Parts	Netherlands
6 RELX	4.40%	Media	United Kingdom
7 PARTNERS GROUP HOLDING	4.23%	Investment Banking & Brokerage Services	Switzerland
8 SAFRAN	4.10%	Aerospace & Defence	France
9 BE SEMICONDUCTOR INDUSTRIES N.V.	4.08%	Technology Hardware & Equipment	Netherlands
10 MASTERCARD INCORPORATED	4.06%	Industrial Support Services	United States

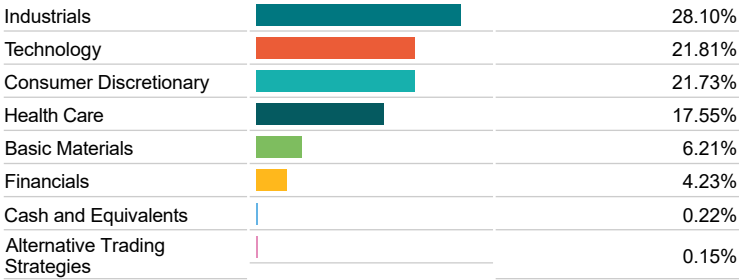
Asset Allocation



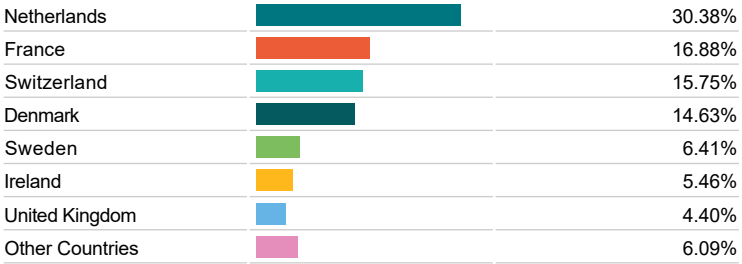
Regional Allocation



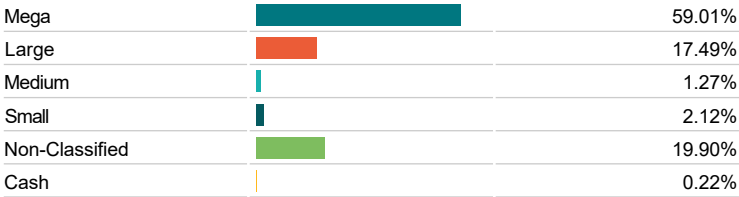
Equity Sector Breakdown




Top Country Breakdown



Breakdown By Market Cap (%)



Fixed Interest Currencies



Important Information

• The Industry Classification Benchmark is a product of FTSE International Limited and has been licensed for use. "Prudential" is a trading name of The Prudential Assurance Company Limited, which is registered in England and Wales. Registered office at 10 Fenchurch Avenue, London EC3M 5AG. Registered number 15454. Authorised by the Prudential Regulation Authority and regulated by the Financial Conduct Authority and the Prudential Regulation Authority.