

Quilter Investors Multi Asset (Onshore) Quilter Investors Cirilium Moderate Passive  
Portfolio Class R Acc



Benchmark

Benchmark	No Benchmark
Benchmark Category	-
IA Sector	Unclassified

Identification Codes

Sedol Code	B8Y8NJ5
Mex Code	9HVSCM
Isin Code	GB00B8Y8NJ51
Citi Code	I71C

Fund Overview

Mid (03/05/2024)	211.77p
Historic yield	2.18%
Fund size (31/03/2024)	£1548.08m
Number of holdings	22133
Ongoing Charges	0.36%
Launch date	08/02/2013

Fund Charges

Entry Charge	0.00%
Ongoing Charges	0.36%

Fund Background

Valuation frequency	Daily
Valuation point	12:00
Fund type	ICVC
Launch price	£1.00
Fund currency	Pound Sterling
Fund domicile	United Kingdom
ISA allowable	Yes
SIPP allowable	Yes

Dealing

Minimum Investment	£15000000
Minimum Top Up	£1000000
Minimum Regular Saving	-
Settlement Period: Buy	4 days
Settlement Period: Sell	4 days
Pricing Basis	Forward
Dealing Decimals	3

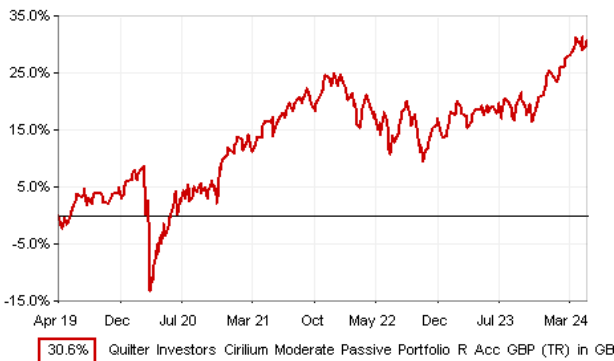
Distribution Dates

Ex dividend date(s)	Income payment date(s)
31 October	31 December

Aims

To achieve capital growth over a period of five years or more through investment in markets both in the UK and overseas. The portfolio is broadly diversified across asset classes, with exposure to equities between 40-75% and with volatility of between 9 and 13%.\*The volatility range is a target, based on long term actuarial assumptions and the fund is managed to stay within this range most of the time. The volatility range is regularly reviewed and may change from time to time due to changes in these assumptions.

Performance



Discrete performance - to last month end

	30/04/19 to 30/04/20	30/04/20 to 30/04/21	30/04/21 to 30/04/22	30/04/22 to 30/04/23	30/04/23 to 30/04/24
Fund	-1.9%	19.1%	1.3%	-0.1%	10.4%

Annualised performance

	Annualised		
	3 Years to 30/04/24	5 Years to 30/04/24	10 Years to 30/04/24
Fund	3.8%	5.5%	7.1%

Fund Managers



Name: Quilter Investors Limited  
Manager for: 4 years

Group Details

Group name	Quilter Investors Funds Multi Asset (Onshore)
Group address	Quilter Investors Senator House, 85 Queen Victoria Street, London, EC4V 4AB
Group telephone	020 7332 7664
Dealing telephone	-
Email	-
Homepage	www.quilterinvestors.com
Fax number	-

Important Information

• Source of portfolio data: Broadridge. Source of performance data: FE fundinfo. We can't predict the future. Past performance isn't a guide to future performance. The figures shown are intended only to demonstrate performance history of the fund, after allowing for the impact of ongoing charges, but take no account of product charges. Ongoing charges may vary in the future and may be higher than they are now. Fund performance is based upon the movement of the daily price and is shown as total return in GBP with income reinvested. The value of your investment can go down as well as up so you might get back less than you put in. This factsheet is for information purposes only. If there is information or terminology included that you would like to discuss, then please contact an adviser. Investors should refer to their policy documentation and supporting brochures for fund availability, investment strategy, any product information and charges. Every care has been taken in populating this output, however it must be appreciated that neither Broadridge, Prudential nor their sources guarantee the accuracy, adequacy or completeness of this information or make any warranties regarding results from its usage.

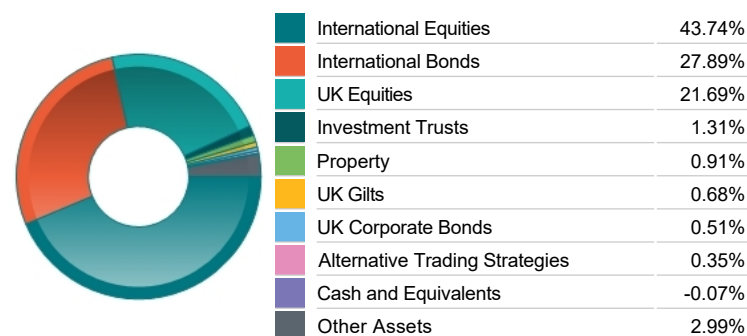
# Quilter Investors Multi Asset (Onshore) Quilter Investors Cirilium Moderate Passive Portfolio Class R Acc

Portfolio data accurate as at: **31/03/24**

## Top 10 Fund Holdings

Name	% Weight
1 Vanguard Global Bond Index Institutional Plus Hedged Acc	31.89%
2 BlackRock iShares North American Equity Index Class L	26.48%
3 BlackRock iShares UK Equity Index Class L	24.55%
4 BlackRock iShares Continental European Equity Index Class L	6.85%
5 BlackRock iShares Emerging Markets Equity Index Class L	4.37%
6 BlackRock iShares Japan Equity Index Class L	3.65%
7 BlackRock iShares Pacific ex Japan Equity Index Class L	2.45%

## Asset Allocation



## Sector Breakdown

Bonds	29.08%
Technology	11.82%
Financials	11.70%
Consumer Discretionary	9.07%
Industrials	8.61%
Health Care	7.51%
Consumer Staples	5.86%
Other Sectors	16.36%

## Breakdown By Market Cap (%)

Mega	42.55%
Large	13.07%
Medium	5.70%
Small	1.00%
Micro	0.16%
Non-Classified	8.51%
Bonds	29.08%
Cash	-0.07%

## Fixed Interest Quality Profile

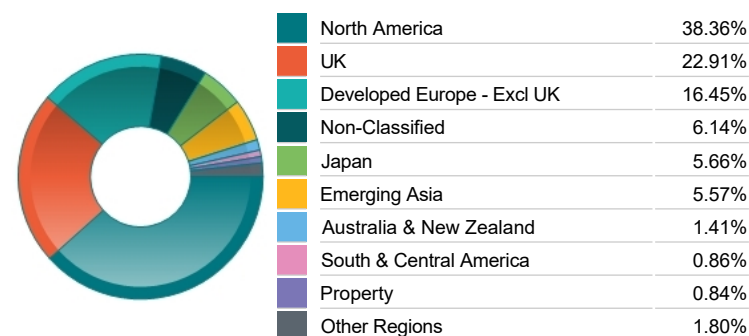
AAA	10.10%
AA	3.11%
A	4.49%
BBB	4.03%
Sub-Investment Grade	0.14%
Unknown Quality	7.21%
Cash and Equivalents	-0.07%
Other Asset Types	70.99%

## Important Information

## Top 10 Holdings

Name	% Weight
1 MICROSOFT CORPORATION	1.79%
2 SHELL	1.73%
3 ASTRAZENECA	1.66%
4 APPLE	1.64%
5 HSBC HOLDINGS	1.29%
6 UNILEVER	1.03%
7 NVIDIA CORP	0.89%
8 AMAZON.COM	0.85%
9 BP	0.82%
10 DIAGEO	0.67%

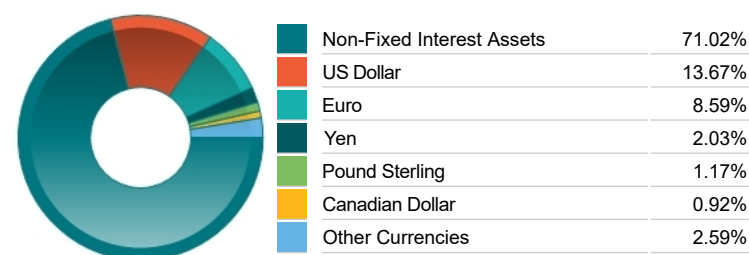
## Regional Allocation



## Top Country Breakdown

United States	36.08%
United Kingdom	22.90%
Non-Classified	6.14%
Japan	5.66%
France	3.35%
Germany	2.77%
Canada	2.28%
Other Countries	20.82%

## Fixed Interest Currencies



## Fixed Interest Maturity Profile

< 5Yr Maturity	13.46%
5Yr - 10Yr Maturity	7.52%
10Yr - 15Yr Maturity	1.69%
> 15Yr Maturity	6.39%
Cash And Equivalents	-0.07%
Unknown Maturity	3.11%
Other Asset Types	67.89%

• The Industry Classification Benchmark is a product of FTSE International Limited and has been licensed for use. "Prudential" is a trading name of The Prudential Assurance Company Limited, which is registered in England and Wales. Registered office at 10 Fenchurch Avenue, London EC3M 5AG. Registered number 15454. Authorised by the Prudential Regulation Authority and regulated by the Financial Conduct Authority and the Prudential Regulation Authority.