

Benchmark

Benchmark	MSCI Europe
Benchmark Category	-
IA Sector	Europe Including UK

Identification Codes

Sedol Code	B28XT30
Mex Code	-
Isin Code	GB00B28XT308
Citi Code	B1O8

Fund Overview

Mid (06/12/2018)	199.24p
Historic yield	1.79%
Fund size	-
Number of holdings	91
Ongoing Charges	0.91%
Launch date	01/02/2008

Fund Charges

Entry Charge	-
Ongoing Charges	0.91%

Fund Background

Valuation frequency	Daily
Valuation point	12:00
Fund type	OEIC
Launch price	£1.00
Fund currency	Pound Sterling
Fund domicile	United Kingdom
ISA allowable	Yes
SIPP allowable	Yes

Dealing

Minimum Investment	£100000
Minimum Top Up	£10000
Minimum Regular Saving	-
Settlement Period: Buy	3 days
Settlement Period: Sell	3 days
Pricing Basis	Forward
Dealing Decimals	3

Aims

The Fund aims to maximise long term total return (the combination of income and growth of capital) to investors by investing predominantly in undervalued European equities.

Performance

No data available! Please enter a valid code!

Fund Managers

	
Name:	Richard Halle      Daniel White
Manager for:	17 years, 5 months      14 years, 2 months

Ratings

FE Crown	
----------	---

Group Details

Group name	M&G Investments
Group address	10 Fenchurch Avenue London EC3M 5AG United Kingdom
Group telephone	0800 390 390
Dealing telephone	0800 328 3196
Email	info@mandg.co.uk
Homepage	www.mandg.co.uk
Fax number	-


Important Information

- Source of portfolio data: Broadridge. Source of performance data: FE fundinfo. We can't predict the future. Past performance isn't a guide to future performance. The figures shown are intended only to demonstrate performance history of the fund, after allowing for the impact of ongoing charges, but take no account of product charges. Ongoing charges may vary in the future and may be higher than they are now. Fund performance is based upon the movement of the daily price and is shown as total return in GBP with income reinvested. The value of your investment can go down as well as up so you might get back less than you put in.
- This factsheet is for information purposes only. If there is information or terminology included that you would like to discuss, then please contact an adviser. Investors should refer to their policy documentation and supporting brochures for fund availability, investment strategy, any product information and charges. Every care has been taken in populating this output, however it must be appreciated that neither Broadridge, Prudential nor their sources guarantee the accuracy, adequacy or completeness of this information or make any warranties regarding results from its usage

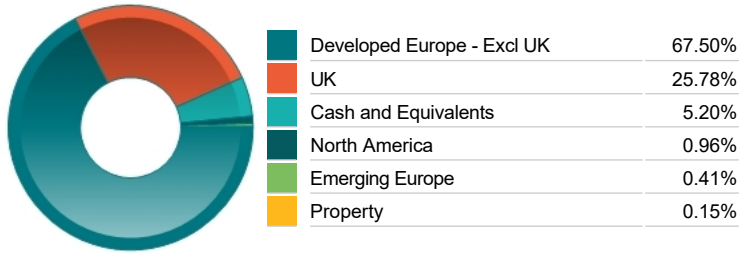
Top 10 Holdings

Name	% Weight	Sector	Country
1 Novartis AG	3.82%	Pharmaceuticals & Biotechnology	Switzerland
2 Roche Holding AG Part. Cert.	3.69%	Pharmaceuticals & Biotechnology	Switzerland
3 Total S.A.	3.39%	Oil & Gas Producers	France
4 BP	3.24%	Oil & Gas Producers	United Kingdom
5 Securitas AB Series B	2.45%	Support Services	Sweden
6 AstraZeneca	2.22%	Pharmaceuticals & Biotechnology	United Kingdom
7 Royal Dutch Shell B	2.19%	Oil & Gas Producers	United Kingdom
8 Volkswagen AG Pfd.	2.07%	Automobiles & Parts	Germany
9 Deutsche Lufthansa AG	2.04%	Travel & Leisure	Germany
10 Bayer AG	1.97%	Pharmaceuticals & Biotechnology	Germany

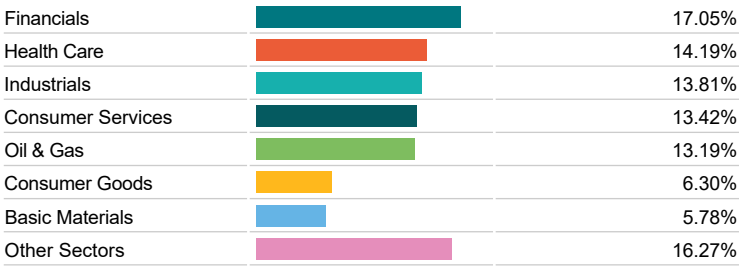
Asset Allocation



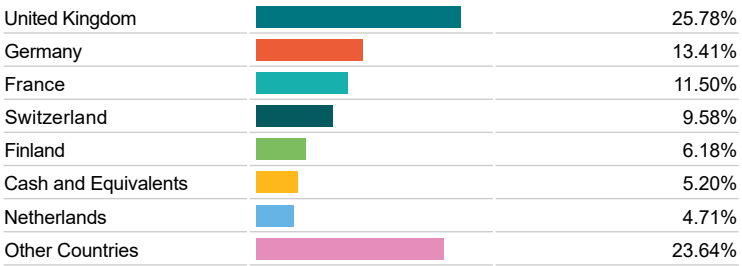
Regional Allocation



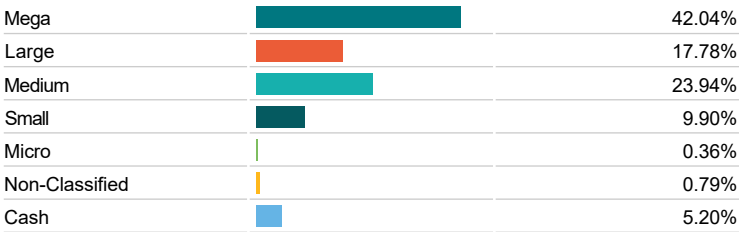
Equity Sector Breakdown



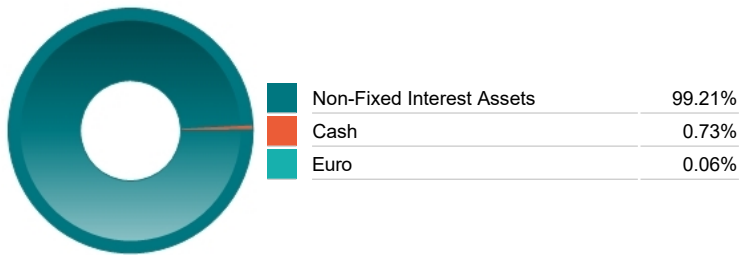
Top Country Breakdown



Breakdown By Market Cap (%)



Fixed Interest Currencies



Important Information

- The Industry Classification Benchmark is a product of FTSE International Limited and has been licensed for use.
- "Prudential" is a trading name of The Prudential Assurance Company Limited, which is registered in England and Wales. Registered office at 10 Fenchurch Avenue, London EC3M5AG. Registered number 15454. Authorised by the Prudential Regulation Authority and regulated by the Financial Conduct Authority and the Prudential Regulation Authority.