

Benchmark

Benchmark	MSCI China 10/40 Index GBP (Net Total Return)
Benchmark Category	-
IA Sector	China/Greater China

Identification Codes

Sedol Code	B8N44V3
Mex Code	BRGAAQ
Isin Code	GB00B8N44V30
Citi Code	GUVK

Fund Overview

Mid (11/02/2026)	572.81p
Historic yield	1.26%
Fund size (31/12/2025)	£149.93m
Number of holdings	89
Ongoing Charges	0.89%
Launch date	11/12/2012

Fund Charges

Entry Charge	0.00%
Ongoing Charges	0.89%

Fund Background

Valuation frequency	Daily
Valuation point	12:00
Fund type	ICVC
Launch price	£1.00
Fund currency	Pound Sterling
Fund domicile	United Kingdom
ISA allowable	Yes
SIPP allowable	Yes

Dealing

Minimum Investment	£500
Minimum Top Up	£100
Minimum Regular Saving	£20
Settlement Period: Buy	3 days
Settlement Period: Sell	3 days
Pricing Basis	Forward
Dealing Decimals	2

Aims

The Fund aims to achieve long-term (5 years plus) capital growth. The Fund invests at least 80% of its assets in shares of companies incorporated, domiciled or carrying out the main part of their economic activity in China, including Hong Kong. Exposure to China will be largely obtained through investment in securities traded on Hong Kong exchanges and other markets. The Fund may use derivatives (complex instruments) to manage the Fund more efficiently, with the aim of reducing risk, reducing costs and/or generating additional capital or income. The Fund invests at least 80% of its assets in shares or other equity related securities of companies incorporated, domiciled or carrying out the main part of their economic activity in China, including Hong Kong. Exposure to China will be accessed by investing in securities listed on Hong Kong and other relevant exchanges and China A shares listed on the Shanghai and Shenzhen Stock Exchanges via Stock Connect. In pursuing the Fund's investment objective, the fund manager may consider it appropriate to also invest in other transferable securities (including non-Chinese companies), money market instruments, collective investment schemes (including funds managed by the Invesco group), deposits and cash. Derivatives use: The Fund may use derivatives for efficient portfolio management purposes only, to reduce risk, reduce costs and/or generate additional capital or income.

Performance




Discrete performance - to last month end

	31/01/21 to 31/01/22	31/01/22 to 31/01/23	31/01/23 to 31/01/24	31/01/24 to 31/01/25	31/01/25 to 31/01/26
Fund	-27.7%	3.3%	-32.7%	31.9%	24.6%
Sector	-19.7%	-4.8%	-33.4%	27.1%	24.8%
Rank	44/55	3/60	34/62	21/64	37/66
Quartile	4	1	3	2	3

Annualised performance

	3 Years to 31/01/26	5 Years to 31/01/26	10 Years to 31/01/26
Fund	3.4%	-3.7%	7.9%
Sector	1.9%	-4.2%	7.9%
Rank	32/62	22/55	10/39
Quartile	3	2	1

Fund Managers



Name: Raymond Ma Lorraine Kuo
Manager for: 2 years, 6 months 13 years, 8 months

Ratings

FE Crown



Group Details

Group name	Invesco ICVC
Group address	INVESCO Park Henley-on-Thames Oxfordshire RG9 1HH United Kingdom
Group telephone	0800 028 2121
Dealing telephone	0800 085 8571
Email	Sally.Elsbury@Invesco.com
Homepage	https://www.invesco.co.uk/uk
Fax number	01491 416000


Important Information

- Source of portfolio data: Broadridge. Source of performance data: FE fundinfo. We can't predict the future. Past performance isn't a guide to future performance. The figures shown are intended only to demonstrate performance history of the fund, after allowing for the impact of ongoing charges, but take no account of product charges. Ongoing charges may vary in the future and may be higher than they are now. Fund performance is based upon the movement of the daily price and is shown as total return in GBP with income reinvested. The value of your investment can go down as well as up so you might get back less than you put in.
- This factsheet is for information purposes only. If there is information or terminology included that you would like to discuss, then please contact an adviser. Investors should refer to their policy documentation and supporting brochures for fund availability, investment strategy, any product information and charges. Every care has been taken in populating this output, however it must be appreciated that neither Broadridge, Prudential nor their sources guarantee the accuracy, adequacy or completeness of this information or make any warranties regarding results from its usage.

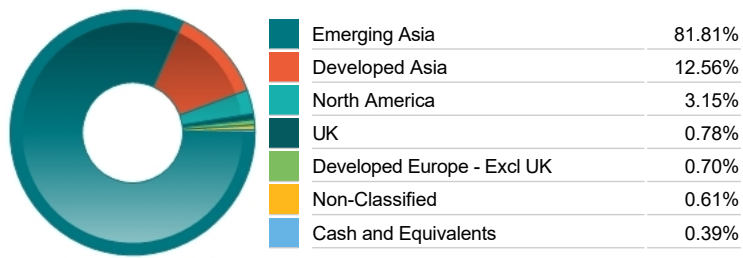
Top 10 Holdings

Name	% Weight	Sector	Country
1 TENCENT HOLDINGS LIMITED	9.66%	Software & Computer Services	China
2 ALIBABA GROUP HOLDING LIMITED	8.67%	Retailers	China
3 CHINA CONSTRUCTION BANK CORPORATION	7.09%	Banks	China
4 ZIJIN GOLD INTERNATIONAL COMPANY LIMITED	5.40%	Precious Metals & Mining	Hong Kong
5 NETEASE INC	3.31%	Leisure Goods	China
6 XIAOMI CORPORATION	3.09%	Telecommunications Equipment	China
7 PDD HOLDINGS INC	2.90%	Software & Computer Services	China
8 BANK OF CHINA LIMITED	2.68%	Banks	China
9 TAIWAN SEMICONDUCTOR MANUFACTURING COMPANY LIMITED	2.27%	Technology Hardware & Equipment	Taiwan
10 CHINA MERCHANTS BANK CO.	2.21%	Banks	China

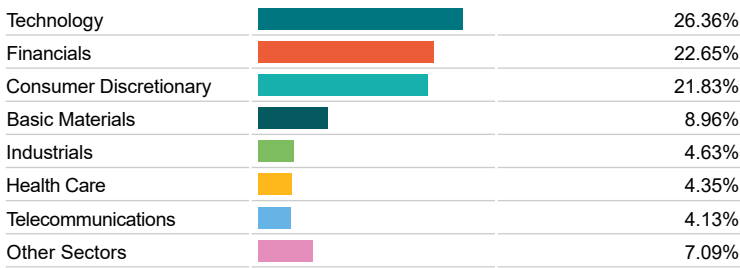
Asset Allocation



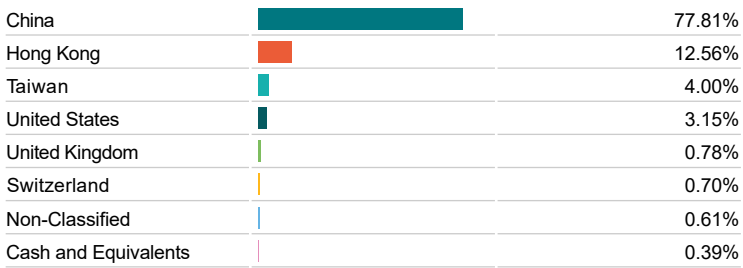
Regional Allocation



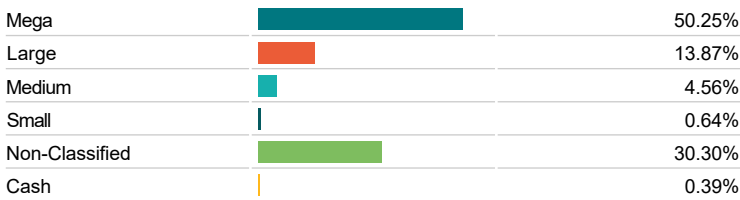
Equity Sector Breakdown



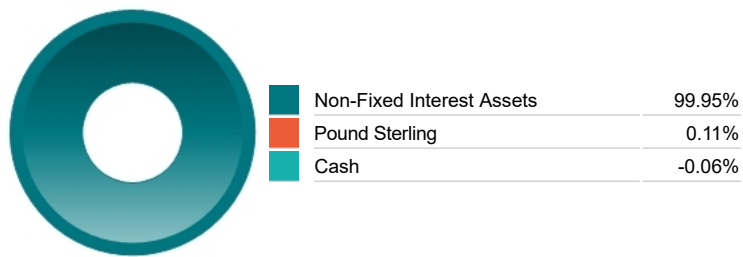
Top Country Breakdown



Breakdown By Market Cap (%)



Fixed Interest Currencies



Important Information

- The Industry Classification Benchmark is a product of FTSE International Limited and has been licensed for use.
- "Prudential" is a trading name of The Prudential Assurance Company Limited, which is registered in England and Wales. Registered office at 10 Fenchurch Avenue, London EC3M 5AG. Registered number 15454. Authorised by the Prudential Regulation Authority and regulated by the Financial Conduct Authority and the Prudential Regulation Authority.