

### Benchmark

Benchmark	FTSE All-Share Index (Net)
Benchmark Category	-
IA Sector	UK All Companies

### Identification Codes

Sedol Code	B6X9BB3
Mex Code	C5AAAZ
Isin Code	GB00B6X9BB33
Citi Code	GPUQ

### Fund Overview

Mid (10/04/2026)	382.60p
Historic yield	2.06%
Fund size (28/02/2026)	£340.16m
Number of holdings	327
Ongoing Charges	0.81%
Launch date	08/10/2012

### Fund Charges

Entry Charge	0.00%
Ongoing Charges	0.81%

### Fund Background

Valuation frequency	Daily
Valuation point	12:00
Fund type	ICVC
Launch price	£0.50
Fund currency	Pound Sterling
Fund domicile	United Kingdom
ISA allowable	Yes
SIPP allowable	Yes

### Dealing

Minimum Investment	£5000000
Minimum Top Up	£100000
Minimum Regular Saving	-
Settlement Period: Buy	3 days
Settlement Period: Sell	3 days
Pricing Basis	Forward
Dealing Decimals	3

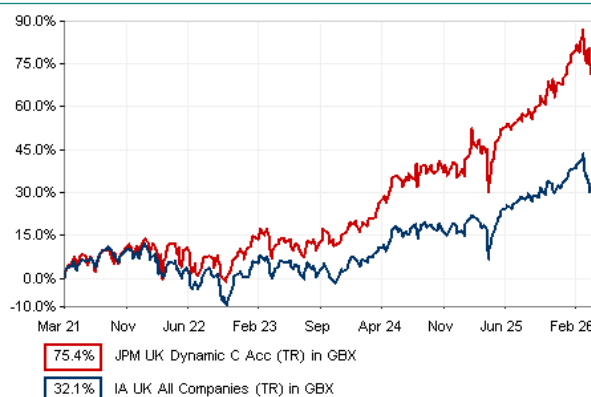
### Distribution Dates

Ex dividend date(s)	Income payment date(s)
01 February	30 April
01 August	31 October

### Aims

To maximise long-term capital growth by investing primarily in UK equities.

### Performance




### Discrete performance - to last month end

	31/03/21 to 31/03/22	31/03/22 to 31/03/23	31/03/23 to 31/03/24	31/03/24 to 31/03/25	31/03/25 to 31/03/26
Fund	11.6%	-0.6%	14.6%	12.8%	22.3%
Sector	5.4%	-1.9%	7.6%	5.1%	12.9%
Rank	59/193	107/198	10/200	8/201	30/207
Quartile	2	3	1	1	1

### Annualised performance

	Annualised		
	3 Years to 31/03/26	5 Years to 31/03/26	10 Years to 31/03/26
Fund	16.5%	11.9%	8.5%
Sector	8.5%	5.7%	6.3%
Rank	6/199	18/192	39/172
Quartile	1	1	1

### Fund Managers



Name:	Blake Crawford	John Baker	Jonathan Ingram
Manager for:	12 years, 8 months	19 years	19 years

### Ratings

FE Crown



### Group Details

Group name	JPMorgan Fund ICVC
Group address	JPMorgan Fund ICVC
Group telephone	1234567891
Dealing telephone	-
Email	-
Homepage	www.JPMAM.com
Fax number	-


### Important Information

- Source of portfolio data: Broadridge. Source of performance data: FE fundinfo. We can't predict the future. Past performance isn't a guide to future performance. The figures shown are intended only to demonstrate performance history of the fund, after allowing for the impact of ongoing charges, but take no account of product charges. Ongoing charges may vary in the future and may be higher than they are now. Fund performance is based upon the movement of the daily price and is shown as total return in GBP with income reinvested. The value of your investment can go down as well as up so you might get back less than you put in.
- This factsheet is for information purposes only. If there is information or terminology included that you would like to discuss, then please contact an adviser. Investors should refer to their policy documentation and supporting brochures for fund availability, investment strategy, any product information and charges. Every care has been taken in populating this output, however it must be appreciated that neither Broadridge, Prudential nor their sources guarantee the accuracy, adequacy or completeness of this information or make any warranties regarding results from its usage.

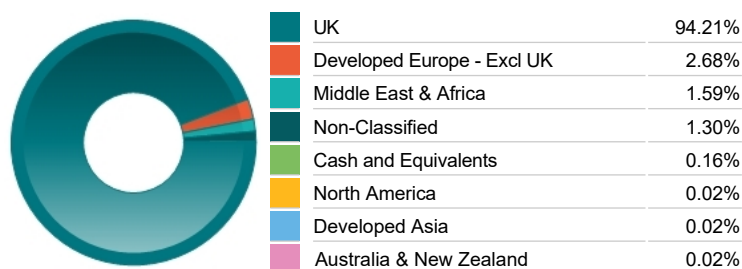
Top 10 Holdings

Name	% Weight	Sector	Country
1 HSBC HOLDINGS	7.48%	Banks	United Kingdom
2 SHELL	7.10%	Non-Renewable Energy	United Kingdom
3 ASTRAZENECA	5.36%	Pharmaceuticals & Biotechnology	United Kingdom
4 GSK	5.13%	Pharmaceuticals & Biotechnology	United Kingdom
5 ROLLS-ROYCE HOLDINGS	4.47%	Aerospace & Defence	United Kingdom
6 BARCLAYS	4.23%	Banks	United Kingdom
7 BRITISH AMERICAN TOBACCO P.L.C.	3.67%	Tobacco	United Kingdom
8 ROYAL BANK OF SCOTLAND GROUP	3.62%	Banks	United Kingdom
9 RIO TINTO	3.15%	Industrial Metals & Mining	United Kingdom
10 BAE SYSTEMS	2.84%	Aerospace & Defence	United Kingdom

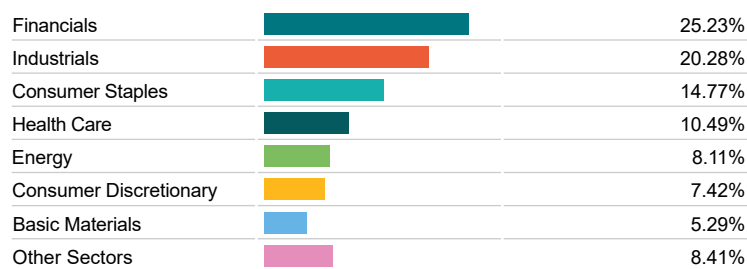
Asset Allocation



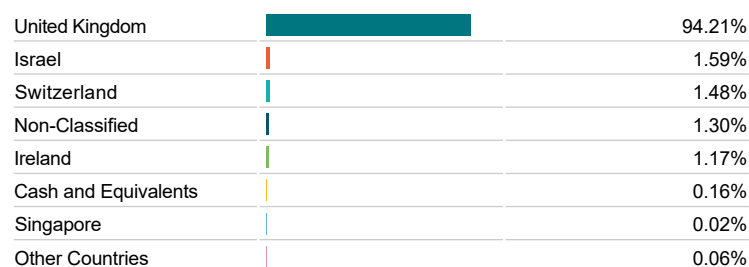
Regional Allocation



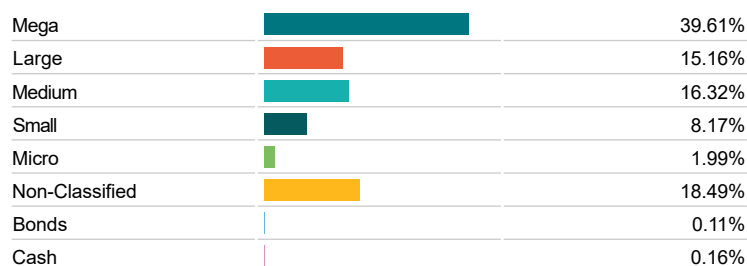
Equity Sector Breakdown



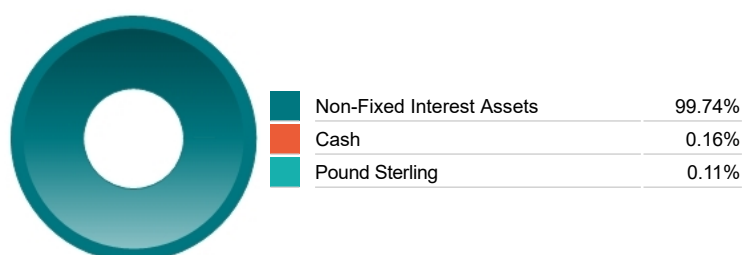
Top Country Breakdown



Breakdown By Market Cap (%)



Fixed Interest Currencies



Important Information

- The Industry Classification Benchmark is a product of FTSE International Limited and has been licensed for use.
- "Prudential" is a trading name of The Prudential Assurance Company Limited, which is registered in England and Wales. Registered office at 10 Fenchurch Avenue, London EC3M 5AG. Registered number 15454. Authorised by the Prudential Regulation Authority and regulated by the Financial Conduct Authority and the Prudential Regulation Authority.