

Benchmark

Benchmark	MSCI World
Benchmark Category	-
IA Sector	Volatility Managed

Identification Codes

Sedol Code	B7FMDY4
Mex Code	STMUMA
Isin Code	GB00B7FMDY47
Citi Code	10F4

Fund Overview

Mid (20/11/2024)	71.08p
Historic yield	-
Fund size (31/05/2025)	£27.21m
Number of holdings	7849
Ongoing Charges	0.97%
Launch date	26/04/2012

Fund Charges

Entry Charge	0.00%
Ongoing Charges	0.97%

Fund Background

Valuation frequency	Daily
Valuation point	12:00
Fund type	OEIC
Launch price	£10.00
Fund currency	Pound Sterling
Fund domicile	United Kingdom
ISA allowable	Yes
SIPP allowable	Yes

Dealing

Minimum Investment	£2000000
Minimum Top Up	£50000
Minimum Regular Saving	-
Settlement Period: Buy	3 days
Settlement Period: Sell	3 days
Pricing Basis	Forward
Dealing Decimals	3

Distribution Dates

Ex dividend date(s)	Income payment date(s)
01 October	31 January
01 January	30 April
01 April	31 July
01 July	31 October

Aims

To generate growth over the long term (5 years or more) while being managed to a defined level of risk. The fund is part of the MyFolio Multi-Manager range, which offers five funds with different expected combinations of investment risk and return. The fund is risk level I, which aims to be the lowest risk fund in this range. Risk Target: The defined level of risk referred to above that the management team is targeting is within the range of 20-40% of world stock markets (represented by the MSCI World Index), over 10 years. There is no certainty or promise that this target will be achieved. The Risk Target has been chosen as it represents a risk range which is appropriate for the fund.

Performance

No data available! Please enter a valid code!

Fund Managers



Name: Robert Bowie Katie Trowsdale
Manager for: 6 years, 3 months 6 years, 3 months

Ratings

FE Crown



Group Details

Group name	abrdn OEIC
Group address	Aberdeen Standard Fund Managers Limited PO BOX 12233 Chelmsford CM99 2EE
Group telephone	0800 33 33 53
Dealing telephone	0800 33 33 53
Email	investments_marketline@standardlife.com
Homepage	www.aberdeenstandard.com
Fax number	0131 525 9720

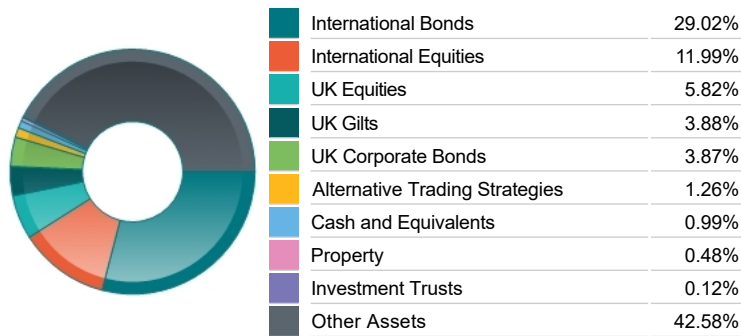
Important Information

- Source of portfolio data: Broadridge. Source of performance data: FE fundinfo. We can't predict the future. Past performance isn't a guide to future performance. The figures shown are intended only to demonstrate performance history of the fund, after allowing for the impact of ongoing charges, but take no account of product charges. Ongoing charges may vary in the future and may be higher than they are now. Fund performance is based upon the movement of the daily price and is shown as total return in GBP with income reinvested. The value of your investment can go down as well as up so you might get back less than you put in.
- This factsheet is for information purposes only. If there is information or terminology included that you would like to discuss, then please contact an adviser. Investors should refer to their policy documentation and supporting brochures for fund availability, investment strategy, any product information and charges. Every care has been taken in populating this output, however it must be appreciated that neither Broadridge, Prudential nor their sources guarantee the accuracy, adequacy or completeness of this information or make any warranties regarding results from its usage.

Top 10 Fund Holdings

Name	% Weight
1 abrdn Global Government Bond Tracker Fund X Acc	18.04%
2 Royal London Global Index Linked Class Z	9.90%
3 Royal London Short Duration Global Index-Linked Z	6.81%
4 Capital Group Global Corporate Bond (LUX) Class ZLh-GBP	6.74%
5 Robeco Global Credits Short Maturity Class IH	5.24%
6 TwentyFour Global Investment Funds Corporate Bond I GBP	4.73%
7 Fidelity (Onshore) Sterling Corporate Bond Class W	4.62%
8 Robeco Global Credits Class IH	4.47%
9 MI TwentyFour Investment Funds Monument Bond Class L Gross	3.79%
10 Fulcrum TM Fulcrum Diversified Core Absolute Return Class C	3.70%

Asset Allocation



Sector Breakdown

Non-Classified	42.90%
Bonds	36.78%
Financials	3.21%
Industrials	3.08%
Technology	2.69%
Consumer Discretionary	2.19%
Health Care	1.39%
Other Sectors	7.77%

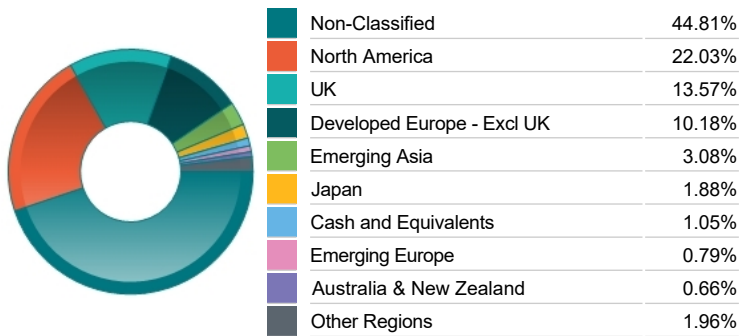
Fixed Interest Quality Profile

AAA	9.05%
AA	5.71%
A	4.28%
BBB	8.34%
Sub-Investment Grade	2.87%
Unknown Quality	6.54%
Cash and Equivalents	1.03%
Other Asset Types	62.19%

Top 10 Holdings

Name	% Weight
1 abrdn Global Government Bond Tracker Fund X Acc	18.04%
2 1¼% Index-linked Treasury Gilt 2032	1.06%
3 United States Treasury 0.5% IL 15/01/2028	0.95%
4 United States (Treasury of) 0.125% IL 15/01/2030	0.74%
5 US Treasury 0.875% IL 15/01/2029	0.71%
6 US Treasury 0.125% IL 15/07/2030	0.54%
7 United States Treasury 1.625% IL 15/10/2029	0.44%
8 US Treasury 1.125% IL 15/01/2033	0.43%
9 US Treasury 1.375% IL 15/07/2033	0.43%
10 US Treasury 0.375% IL 15/01/2027	0.42%

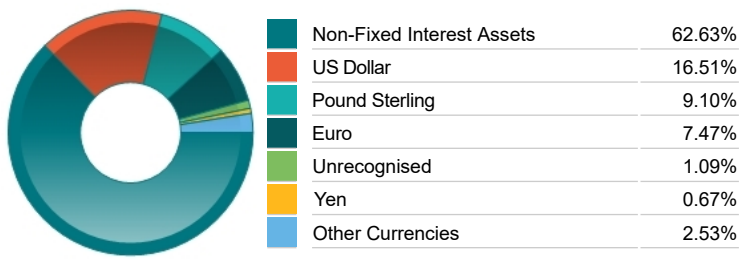
Regional Allocation



Top Country Breakdown

Non-Classified	45.24%
United States	21.18%
United Kingdom	13.57%
France	3.24%
Japan	1.88%
Italy	1.13%
Germany	1.05%
Other Countries	12.71%

Fixed Interest Currencies



Fixed Interest Maturity Profile

< 5Yr Maturity	11.94%
5Yr - 10Yr Maturity	14.42%
10Yr - 15Yr Maturity	3.06%
> 15Yr Maturity	7.35%
Cash And Equivalents	1.03%
Unknown Maturity	21.13%
Other Asset Types	41.07%

Important Information

- The Industry Classification Benchmark is a product of FTSE International Limited and has been licensed for use.
- "Prudential" is a trading name of The Prudential Assurance Company Limited, which is registered in England and Wales. Registered office at 10 Fenchurch Avenue, London EC3M 5AG. Registered number 15454. Authorised by the Prudential Regulation Authority and regulated by the Financial Conduct Authority and the Prudential Regulation Authority.