

Benchmark

Benchmark	SONIA Overnight
Benchmark Category	-
IA Sector	Short Term Money Market

Identification Codes

Sedol Code	B42XLZ6
Mex Code	MYLACK
Isin Code	GB00B42XLZ68
Citi Code	00P9

Fund Overview

Bid (17/05/2024)	101.61p
Offer (17/05/2024)	101.61p
Distribution yield	1.07%
Underlying yield	-
Fund size (31/03/2024)	£971.51m
Number of holdings	272
Ongoing Charges	0.24%
Launch date	10/06/2011

Fund Charges

Entry Charge	0.00%
Ongoing Charges	0.24%

Fund Background

Valuation frequency	Daily
Valuation point	12:00
Fund type	Unit Trust
Launch price	£1.00
Fund currency	Pound Sterling
Fund domicile	United Kingdom
ISA allowable	Yes
SIPP allowable	Yes

Dealing

Minimum Investment	£100000
Minimum Top Up	£100
Minimum Regular Saving	-
Settlement Period: Buy	2 days
Settlement Period: Sell	2 days
Pricing Basis	Forward
Dealing Decimals	3

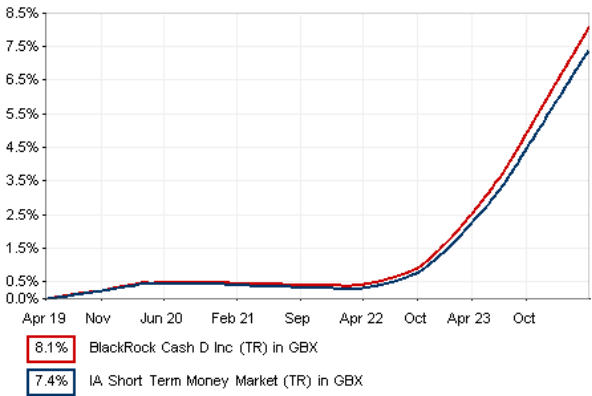
Distribution Dates

Ex dividend date(s)	Income payment date(s)
01 December	31 January
01 March	30 April
01 June	31 July
01 September	31 October

Aims

The aim of the BlackRock Cash Fund is to achieve a competitive rate of interest for unitholders, consistent with preservation of principal (capital) and liquidity, principally from a portfolio of cash, deposits, and money-market instruments. These types of investments may be issued by both UK and non-UK issuers, but shall be denominated in Sterling. The Fund will be actively managed. The Fund is not recommended for investors seeking long-term capital growth. The BlackRock Cash Fund is a "Short Term Money-Market Fund" in accordance with the COLL Sourcebook and the European Securities and Markets Authority's ("ESMA") "Guidelines on a common definition of European money market funds". The investment objective of the BlackRock Cash Fund is intended to comply with this classification.

Performance




Discrete performance - to last month end

	30/04/19 to 30/04/20	30/04/20 to 30/04/21	30/04/21 to 30/04/22	30/04/22 to 30/04/23	30/04/23 to 30/04/24
Fund	0.5%	0.0%	0.0%	2.3%	5.1%
Sector	0.5%	-0.1%	0.0%	2.1%	4.8%
Rank	6/8	8/9	8/9	7/9	5/9
Quartile	3	4	4	3	2

Annualised performance

	3 Years to 30/04/24	5 Years to 30/04/24	10 Years to 30/04/24
Fund	2.5%	1.6%	0.9%
Sector	2.3%	1.4%	0.8%
Rank	7/9	6/8	6/8
Quartile	3	3	3

Fund Managers



Name: Matt Clay
Manager for: 5 years, 5 months

Ratings

FE Crown



Group Details

Group name	BlackRock Investment Management (UK) Limited
Group address	12 Throgmorton Avenue London EC2N 2DL
Group telephone	08457 405 405
Dealing telephone	0800 445522
Email	broker.services@blackrock.com
Homepage	www.blackrock.co.uk
Fax number	020 7743 1135

Important Information

- Source of portfolio data: Broadridge. Source of performance data: FE fundinfo. We can't predict the future. Past performance isn't a guide to future performance. The figures shown are intended only to demonstrate performance history of the fund, after allowing for the impact of ongoing charges, but take no account of product charges. Ongoing charges may vary in the future and may be higher than they are now. Fund performance is based upon the movement of the daily price and is shown as total return in GBP with income reinvested. The value of your investment can go down as well as up so you might get back less than you put in. This factsheet is for information purposes only. If there is information or terminology included that you would like to discuss, then please contact an adviser. Investors should refer to their policy documentation and supporting brochures for fund availability, investment strategy, any product information and charges. Every care has been taken in populating this output, however it must be appreciated that neither Broadridge, Prudential nor their sources guarantee the accuracy, adequacy or completeness of this information or make any warranties regarding results from its usage.

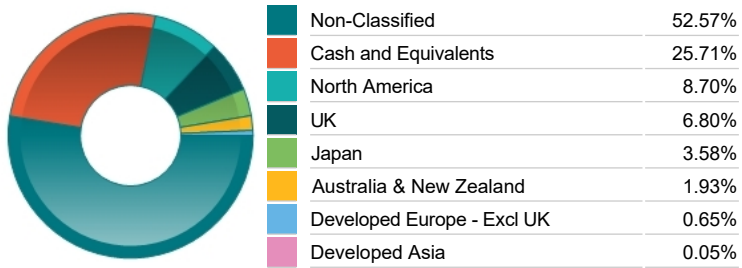
Top 10 Holdings

Name	% Weight	Sector	Country
1 MUFG BANK LTD (LONDON BRANCH) GB	7.52%	Cash and Equivalents	Cash and Equivalents
2 COOPERATIEVE RABOBANK UA GB	7.46%	Cash and Equivalents	Cash and Equivalents
3 Cash	7.28%	Cash and Equivalents	Cash and Equivalents
4 NATIONWIDE BUILDING SOCIETY	4.25%	Bonds	United Kingdom
5 SUMITOMO MITSUI BANKING CORP (BRUS	4.09%	Non-Classified	Non-Classified
6 THE NORINCHUKIN BANK (LONDON BRANC	3.60%	Non-Classified	Non-Classified
7 KBC BANK (LONDON BRANCH) GB	3.45%	Cash and Equivalents	Cash and Equivalents
8 AGENCE CENTRALE DES ORGANISMES DE	2.65%	Non-Classified	Non-Classified
9 TORONTO-DOMINION BANK (LONDON BRAN	2.17%	Bonds	Canada
10 BANQUE FEDERATIVE DU CREDIT MUTUEL RegS	2.06%	Non-Classified	Non-Classified

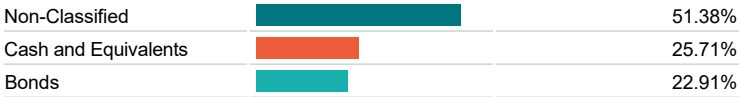
Asset Allocation



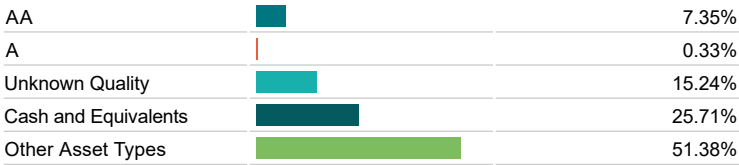
Regional Allocation



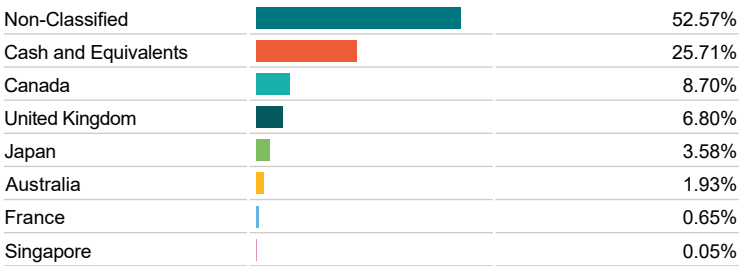
Bond Sector Breakdown



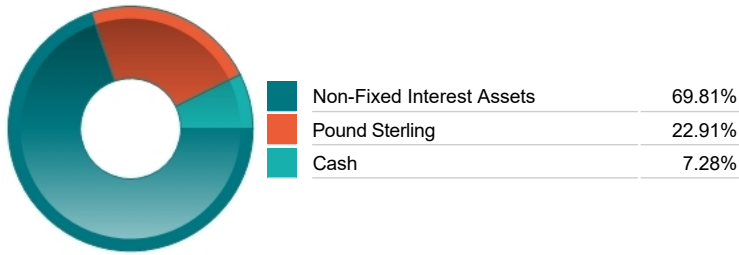
Fixed Interest Quality Profile



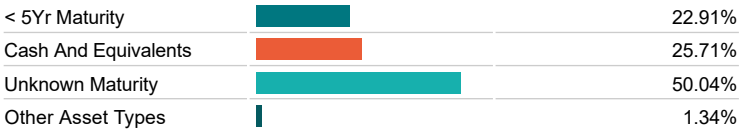
Top Country Breakdown



Fixed Interest Currencies



Fixed Interest Maturity Profile



Important Information

• The Industry Classification Benchmark is a product of FTSE International Limited and has been licensed for use. "Prudential" is a trading name of The Prudential Assurance Company Limited, which is registered in England and Wales. Registered office at 10 Fenchurch Avenue, London EC3M 5AG. Registered number 15454. Authorised by the Prudential Regulation Authority and regulated by the Financial Conduct Authority and the Prudential Regulation Authority.