

Benchmark

Benchmark	IA Flexible Investment
Sector	OI Flexible Investment

Identification Codes

Sedol Code	B58MF30
Mex Code	SBPIAD
Isin Code	IE00B58MF307
Citi Code	I2Z3

Fund Overview

Bid (27/03/2024)	2.13
Offer (27/03/2024)	2.13
Fund size (29/02/2024)	£5.62m
Underlying Fund size	£141.14m
Number of holdings	6593
Launch date	25/01/2010

Fund Charges

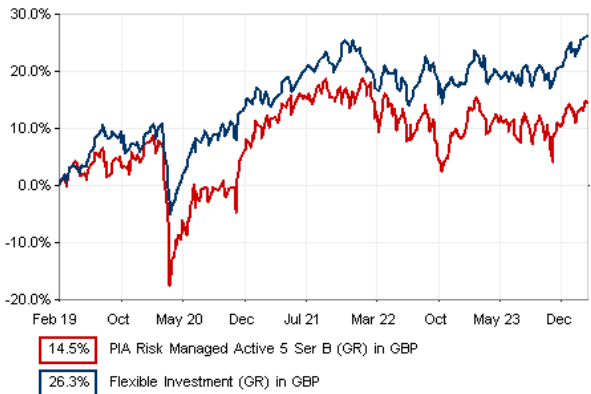
Annual Management Charge (AMC)	1.44%
Further Costs	0.13%
Yearly Total	1.57%

Aims

Objective: The investment strategy of the fund is to buy units in the WS Prudential Risk Managed Active 5 Fund - the underlying fund.

Underlying Fund Objective: The fund aims to achieve long-term (in excess of 5 years) total return (the combination of income and growth of capital) by investing in a mix of assets from around the world and aims to limit the average volatility per annum over rolling 5 year periods to 17%. There is no guarantee the objective will be achieved over any time period and the actual volatility, at any time, may be higher or lower than 17%. Capital invested is at risk. The fund aims to achieve its objective through investing at least 70% in actively managed collective investment schemes. The Portfolio Manager constructs an actively managed portfolio to provide diversified, indirect exposure to global fixed income and variable rate assets, cash (including money market funds and near cash), equities and/or immovable property. The fund will have a high exposure towards higher risk assets, such as equities.

Performance



Discrete performance - to last month end

	28/02/19 to 29/02/20	29/02/20 to 28/02/21	28/02/21 to 28/02/22	28/02/22 to 28/02/23	28/02/23 to 29/02/24
Fund	1.7%	9.7%	1.2%	-0.3%	1.7%
Sector	6.2%	7.5%	3.2%	2.4%	4.6%
Rank	110/128	59/136	86/136	101/143	114/142
Quartile	4	2	3	3	4

Annualised performance

	Annualised		
	3 Years to 29/02/24	5 Years to 29/02/24	10 Years to 29/02/24
Fund	0.9%	2.8%	4.1%
Sector	3.4%	4.8%	5.0%
Rank	94/135	95/127	49/70
Quartile	3	3	3

Fund Managers



Name: Philip Butler
Manager of the underlying fund for: 7 years, 4 months

Ratings

FE Crown



Important Information

- Because of changes in exchange rates the value of your investment, as well as any money you take from it, can go down as well as up.
- Some funds may invest in 'underlying' funds or other investment vehicles. The performance of our fund, compared to what it's invested in won't be exactly the same. That can be due to additional charges, cash management (needed to help people to enter and leave our fund when they want), tax and the timing of investments (this is known as a fund's dealing cycle, it varies between managers and can be several days).
- Source of portfolio data: Broadridge. Source of performance data: FE fundinfo. We can't predict the future. Past performance isn't a guide to future performance. The figures shown are intended only to demonstrate performance history of the fund, after allowing for the impact of fund charges and further costs, but take no account of product charges, or any Annual Management Charge paid for by the deduction of units. Charges and further costs may vary in the future and may be higher than they are now. Fund performance is based upon the movement of the daily price and is shown as total return in the fund's currency of denomination with gross income reinvested. The value of your investment can go down as well as up so you might get back less than you put in.
- This factsheet is for information purposes only. If there is information or terminology included that you would like to discuss, then please contact an adviser. Investors should refer to their policy documentation and supporting brochures for fund availability, investment strategy, any product information and charges. Every care has been taken in populating this output, however it must be appreciated that neither Broadridge, Prudential nor their sources guarantee the accuracy, adequacy or completeness of this information or make any warranties regarding results from its usage.

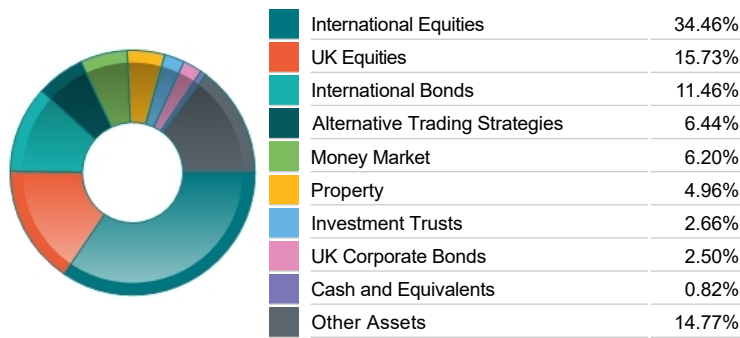
Top 10 Fund Holdings

Name	% Weight	Sector	Country
1 M&G (1) Asia Pacific (ex Japan) Equity Class GBPZ2A	8.47%	Managed Funds	Managed Funds
2 M&G (LUX) FCP Sterling Liquidity Fund Z6A Acc	7.28%	Managed Funds	Managed Funds
3 M&G (ACS) BlackRock UK 200 Equity Fund Z4A Acc	6.47%	Managed Funds	Managed Funds
4 M&G (1) Sterling Investment Grade Corporate Bond Class Z2A GBP	6.02%	Managed Funds	Managed Funds
5 M&G (ACS) BlackRock UK All Share Equity OA	4.89%	Managed Funds	Managed Funds
6 M&G (ACS) Japan Equity Fund Z4A Acc	4.17%	Managed Funds	Managed Funds
7 M&G (ACS) UK Listed Equity Fund Z4A Acc	4.03%	Managed Funds	Managed Funds
8 M&G (ACS) Blackrock US Equity Z4A Acc	3.99%	Managed Funds	Managed Funds
9 M&G (LUX) FCP Europe ex UK Equity Fund Z4A Acc	3.51%	Managed Funds	Managed Funds
10 Legal & General UK Property Fund C	3.24%	Managed Funds	Managed Funds

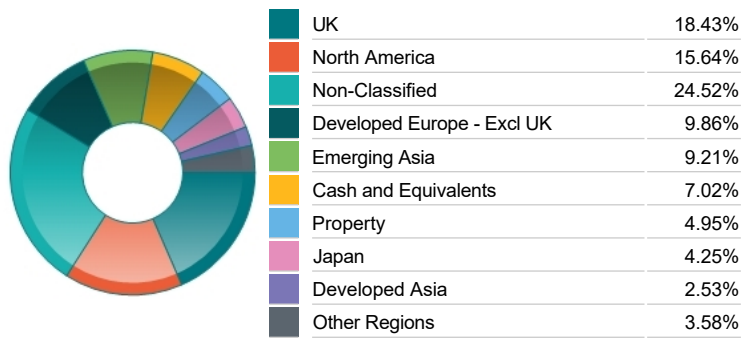
Top 10 Holdings

Name	% Weight	Sector	Country
1 Eastspring US Corporate Bond Class EG (hedged)	2.78%	Bonds	United States
2 L&G FREEHOLD PROPERTY	2.68%	Non-Classified	Non-Classified
3 iShares iShares II plc Asia Property Yield UCITS ETF USD (Dist)	2.27%	Non-Classified	Direct Property and REITs
4 iShares iShares plc European Property Yield UCITS ETF EUR (Dist)	1.05%	Non-Classified	Direct Property and REITs
5 TAIWAN SEMICONDUCTOR MANUFACTURING COMPANY LIMITED	0.78%	Technology Hardware & Equipment	Taiwan
6 ASTRAZENECA	0.64%	Pharmaceuticals & Biotechnology	United Kingdom
7 HSBC HOLDINGS	0.62%	Banks	United Kingdom
8 SAMSUNG ELECTRONICS CO. LTD	0.61%	Telecommunications Equipment	South Korea
9 SHELL	0.49%	Non-Renewable Energy	United Kingdom
10 TENCENT HOLDINGS LIMITED	0.46%	Software & Computer Services	China

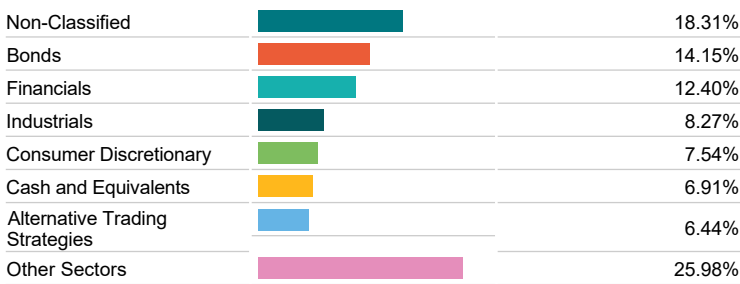
Asset Allocation



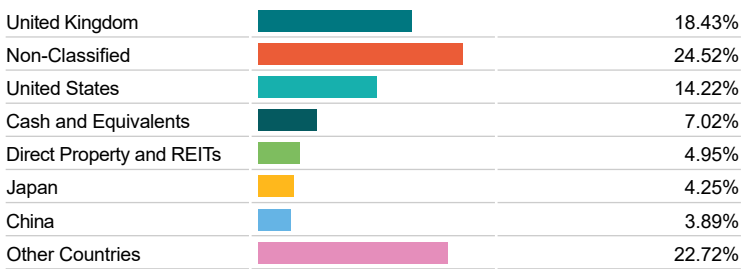
Regional Allocation



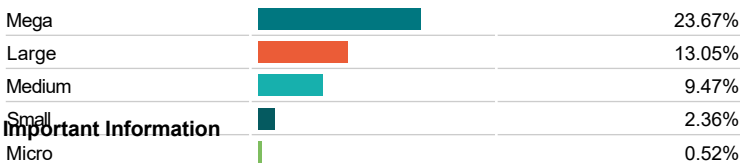
Sector Breakdown




Top Country Breakdown



Breakdown By Market Cap (%)



Fixed Interest Currencies



Important Information

Because of changes in exchange rates the value of your investment, as well as any money you take from it, can go down as well as up.

The Industry Classification Benchmark is a product of FTSE International Limited and has been licensed for use.

The registered office of Prudential International Assurance plc is in Ireland at Montague House, Adelaide Road, Dublin 2. Prudential International Assurance plc is a life assurance company operating from Ireland. Registration No 6209956. Prudential International Assurance plc is authorised and regulated by the Central Bank of Ireland and in the context of its UK regulated activities only, is deemed authorised by the Prudential Regulation Authority and subject to regulation by the Financial Conduct Authority and limited regulation by the Prudential Regulation Authority. Details of the Temporary Permissions Regime, which allows EEA-based firms to operate in the UK for a limited period while seeking full authorisation, are available on the Financial Conduct Authority's website. Prudential International is part of the same corporate group as The Prudential Assurance Company Limited. Both The Prudential Assurance Company Limited and Prudential International are direct and indirect subsidiaries respectively of M&G plc, a company incorporated in the United Kingdom. The Prudential Assurance Company Limited is not affiliated in any manner with Prudential Financial, Inc, a company whose principal place of business is in the United States of America or Prudential plc, an international group incorporated in the United Kingdom.