

**Benchmark**

Benchmark	MSCI AC World NR
Benchmark Category	-
IA Sector	Global Equity Income

**Identification Codes**

Sedol Code	B5N9956
Mex Code	PKGLOB
Isin Code	GB00B5N99561
Citi Code	JXZ0

**Fund Overview**

Mid (10/04/2026)	227.92p
Historic yield	2.32%
Fund size (31/12/2025)	£4150.66m
Number of holdings	88
Ongoing Charges	0.83%
Launch date	19/07/2010

**Fund Charges**

Entry Charge	0.00%
Ongoing Charges	0.83%

**Fund Background**

Valuation frequency	Daily
Valuation point	12:00
Fund type	Unit Trust
Launch price	50.00p
Fund currency	Pound Sterling
Fund domicile	United Kingdom
ISA allowable	Yes
SIPP allowable	Yes

**Dealing**

Minimum Investment	£10000
Minimum Top Up	£250
Minimum Regular Saving	-
Settlement Period: Buy	4 days
Settlement Period: Sell	4 days
Pricing Basis	Forward
Dealing Decimals	-

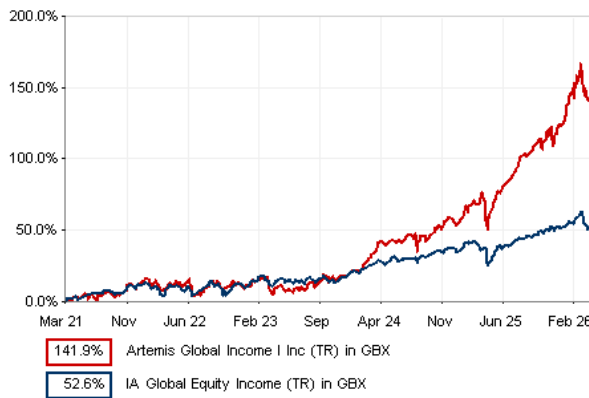
**Distribution Dates**

Ex dividend date(s)	Income payment date(s)
01 February	31 March
01 August	30 September

**Aims**

To grow both income and capital over a five year period.

**Performance**




**Discrete performance - to last month end**

	31/03/21 to 31/03/22	31/03/22 to 31/03/23	31/03/23 to 31/03/24	31/03/24 to 31/03/25	31/03/25 to 31/03/26
Fund	12.9%	-3.6%	30.3%	17.8%	44.7%
Sector	11.8%	2.3%	13.3%	4.8%	12.3%
Rank	22/47	43/49	1/52	1/53	1/55
Quartile	2	4	1	1	1

**Annualised performance**

	Annualised		
	3 Years to 31/03/26	5 Years to 31/03/26	10 Years to 31/03/26
Fund	30.5%	19.3%	14.0%
Sector	10.1%	8.8%	9.3%
Rank	1/52	1/47	1/33
Quartile	1	1	1

**Fund Managers**



Name: Jacob de Tusch-Lec James Davidson  
 Manager for: 15 years, 8 months 6 years

**Ratings**

FE Crown



**Group Details**

Group name	Artemis Fund Managers Limited
Group address	Cassini House 57 St James's Street SW1A 1LD
Group telephone	0800 092 2051
Dealing telephone	0800 092 2090
Email	investorsupport@artemisfunds.com;
Homepage	www.artemisfunds.co.uk
Fax number	020 7399 6497

**Important Information**

- Source of portfolio data: Broadridge. Source of performance data: FE fundinfo. We can't predict the future. Past performance isn't a guide to future performance. The figures shown are intended only to demonstrate performance history of the fund, after allowing for the impact of ongoing charges, but take no account of product charges. Ongoing charges may vary in the future and may be higher than they are now. Fund performance is based upon the movement of the daily price and is shown as total return in GBP with income reinvested. The value of your investment can go down as well as up so you might get back less than you put in.
- This factsheet is for information purposes only. If there is information or terminology included that you would like to discuss, then please contact an adviser. Investors should refer to their policy documentation and supporting brochures for fund availability, investment strategy, any product information and charges. Every care has been taken in populating this output, however it must be appreciated that neither Broadridge, Prudential nor their sources guarantee the accuracy, adequacy or completeness of this information or make any warranties regarding results from its usage.

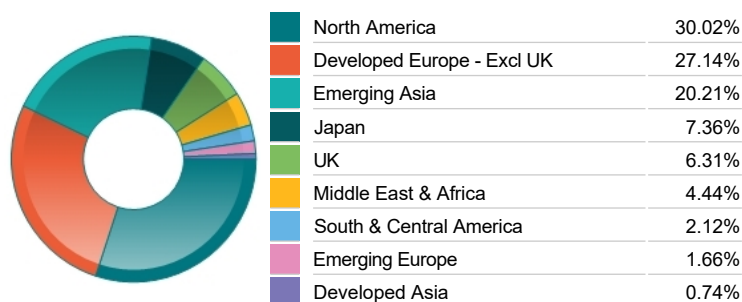
Top 10 Holdings

Name	% Weight	Sector	Country
1 SIEMENS ENERGY AG	3.29%	Renewable Energy	Germany
2 SAMSUNG ELECTRONICS CO. LTD	2.92%	Telecommunications Equipment	South Korea
3 HON HAI PRECISION INDUSTRY CO.	2.19%	Technology Hardware & Equipment	Taiwan
4 HANWHA AEROSPACE CO. LTD	2.17%	Aerospace & Defence	South Korea
5 KINROSS GOLD CORPORATION	2.09%	Precious Metals & Mining	Canada
6 STANDARD CHARTERED	2.08%	Banks	United Kingdom
7 GENERAL MOTORS COMPANY	2.06%	Automobiles & Parts	United States
8 BANCA MONTE DEI PASCHI DI SIENA S.P.A.	2.05%	Banks	Italy
9 SOCIETE GENERALE	2.03%	Banks	France
10 DEUTSCHE BANK AKTIENGESELLSCHAFT	1.99%	Banks	Germany

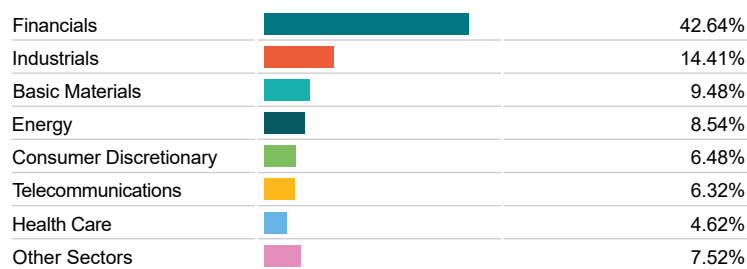
Asset Allocation



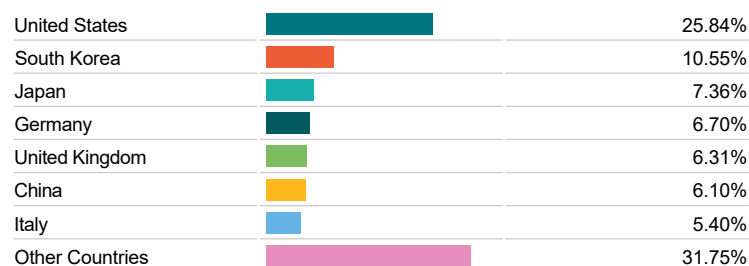
Regional Allocation



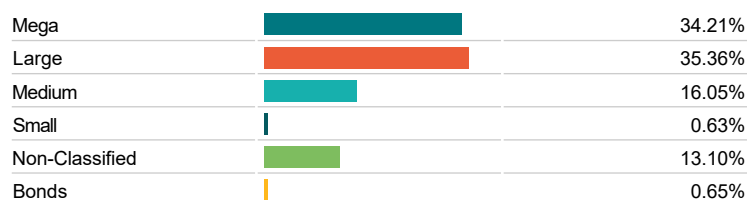
Equity Sector Breakdown



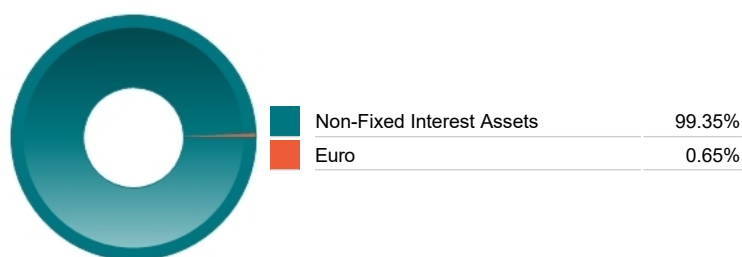
Top Country Breakdown



Breakdown By Market Cap (%)



Fixed Interest Currencies



Important Information

- The Industry Classification Benchmark is a product of FTSE International Limited and has been licensed for use.
- "Prudential" is a trading name of The Prudential Assurance Company Limited, which is registered in England and Wales. Registered office at 10 Fenchurch Avenue, London EC3M 5AG. Registered number 15454. Authorised by the Prudential Regulation Authority and regulated by the Financial Conduct Authority and the Prudential Regulation Authority.