

## Benchmark

Benchmark	IA Mixed Investment 40-85% Shares
Benchmark Category	-
IA Sector	Mixed Investment 40-85% Shares

## Identification Codes

Sedol Code	BTZN3L8
Mex Code	-
Isin Code	GB00BTZN3L82
Citi Code	BUG9F

## Fund Overview

Mid (02/04/2026)	114.24p
Distribution yield	-
Underlying yield	-
Fund size (28/02/2026)	£27.91m
Number of holdings	5287
Ongoing Charges	0.80%
Launch date	-

## Fund Charges

Entry Charge	0.00%
Ongoing Charges	0.80%

## Fund Background

Valuation frequency	Daily
Valuation point	-
Fund type	OEIC
Launch price	-
Fund currency	Pound Sterling
Fund domicile	United Kingdom
ISA allowable	Yes
SIPP allowable	Yes

## Dealing

Minimum Investment	-
Minimum Top Up	-
Minimum Regular Saving	-
Settlement Period: Buy	-
Settlement Period: Sell	-
Pricing Basis	None
Dealing Decimals	-

## Aims

The objective of the Sub-fund is to provide income and capital growth over any 5-year period.

## Performance

Performance for this fund will be shown when the fund is one year old

## Discrete performance - to last month end

	31/03/21 to 31/03/22	31/03/22 to 31/03/23	31/03/23 to 31/03/24	31/03/24 to 31/03/25	31/03/25 to 31/03/26
Fund	n/a	n/a	n/a	n/a	n/a
Sector	5.2%	-4.5%	10.2%	3.3%	11.0%
Rank	n/a	n/a	n/a	n/a	n/a
Quartile	n/a	n/a	n/a	n/a	n/a

## Annualised performance

	Annualised		
	3 Years to 31/03/26	5 Years to 31/03/26	10 Years to 31/03/26
Fund	n/a	n/a	n/a
Sector	8.1%	4.9%	6.2%
Rank	n/a	n/a	n/a
Quartile	n/a	n/a	n/a

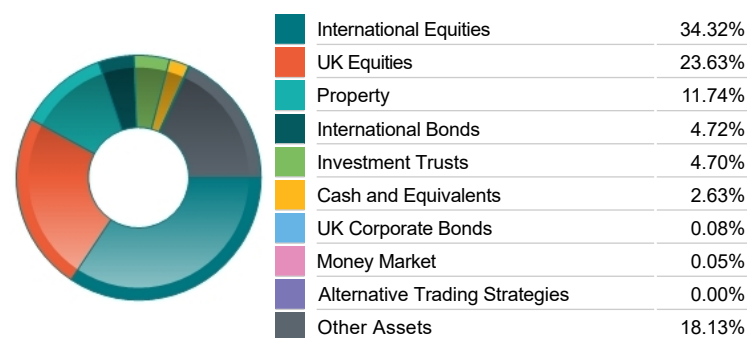
## Group Details

Group name	Margetts Fund Management Ltd.
Group address	6 Sovereign Court Graham Street Birmingham B1 3JR
Group telephone	0121 236 2380
Dealing telephone	-
Email	funds@margetts.com;Admin@margetts.com
Homepage	www.margetts.com
Fax number	0121 236 2330

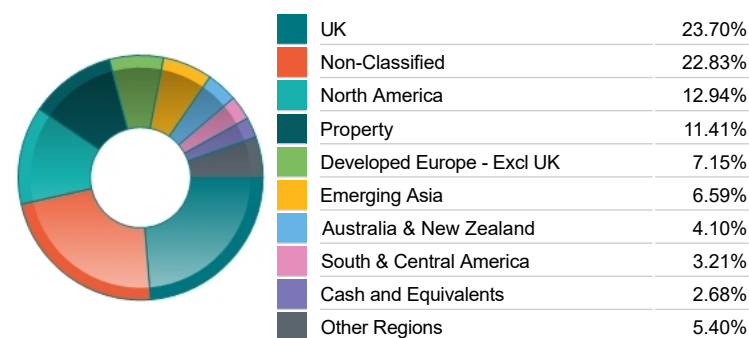
Top 10 Holdings

Name	% Weight	Sector	Country
1 BHP GROUP LIMITED	3.52%	Industrial Metals & Mining	Australia
2 RIO TINTO	3.51%	Industrial Metals & Mining	United Kingdom
3 HSBC HOLDINGS	3.38%	Banks	United Kingdom
4 UNITED UTILITIES GROUP	2.85%	Gas, Water & Multi-utilities	United Kingdom
5 BP P.L.C.	2.72%	Non-Renewable Energy	United Kingdom
6 LEGAL & GENERAL GROUP	2.66%	Life Insurance	United Kingdom
7 M&G	2.66%	Investment Banking & Brokerage Services	United Kingdom
8 Greencoat Renewables Plc Greencoat Renewables Plc EUR0.01	2.39%	Electricity	Ireland
9 Segro Segro Ord GBP0.1	1.06%	Real Estate Investment Trusts	Direct Property and REITs
10 PRIMARY HEALTH PROPERTIES	1.01%	Real Estate Investment Trusts	Direct Property and REITs

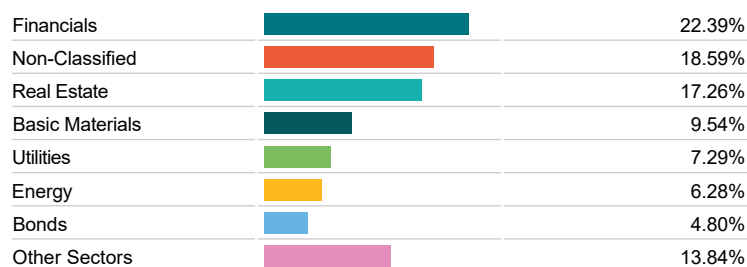
Asset Allocation



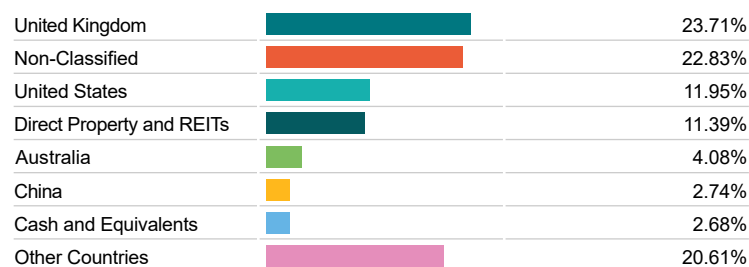
Regional Allocation



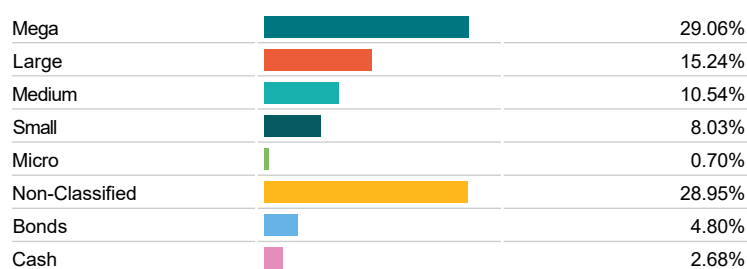
Equity Sector Breakdown



Top Country Breakdown



Breakdown By Market Cap (%)



Fixed Interest Currencies

