

Benchmark

Benchmark	IA Sterling Strategic Bond
Benchmark Category	-
IA Sector	£ Strategic Bond

Identification Codes

Sedol Code	B4T6SD5
Mex Code	RWAABC
Isin Code	GB00B4T6SD53
Citi Code	09Q3

Fund Overview

Mid (11/02/2026)	121.77p
Distribution yield	5.27%
Underlying yield	-
Fund size (31/12/2025)	£1334.68m
Number of holdings	646
Ongoing Charges	0.74%
Launch date	19/09/2011

Fund Charges

Entry Charge	0.00%
Ongoing Charges	0.74%

Fund Background

Valuation frequency	Daily
Valuation point	12:00
Fund type	Unit Trust
Launch price	£0.50
Fund currency	Pound Sterling
Fund domicile	United Kingdom
ISA allowable	Yes
SIPP allowable	Yes

Dealing

Minimum Investment	£5000000
Minimum Top Up	£50000
Minimum Regular Saving	-
Settlement Period: Buy	3 days
Settlement Period: Sell	3 days
Pricing Basis	Forward
Dealing Decimals	2

Distribution Dates

Ex dividend date(s)	Income payment date(s)
01 February	31 March
01 May	30 June
01 August	30 September
01 November	31 December

Aims

The Fund objective is to provide income with the prospect of capital growth to provide a return, net of fees, over the long term (at least five years).

Performance



Discrete performance - to last month end

	31/01/21 to 31/01/22	31/01/22 to 31/01/23	31/01/23 to 31/01/24	31/01/24 to 31/01/25	31/01/25 to 31/01/26
Fund	0.6%	-10.5%	4.0%	1.0%	10.0%
Sector	-0.7%	-6.9%	4.7%	5.7%	6.4%
Rank	22/72	60/78	56/81	80/83	5/87
Quartile	2	4	3	4	1

Annualised performance

	3 Years to 31/01/26	5 Years to 31/01/26	10 Years to 31/01/26
Fund	4.9%	0.8%	2.8%
Sector	5.6%	1.7%	3.4%
Rank	59/81	55/72	40/52
Quartile	3	4	4

Fund Managers



Name:	Harry Richards	Ariel Bezael
Manager for:	10 years, 1 months	17 years, 8 months

Ratings

FE Crown



Group Details

Group name	Jupiter Unit Trust Managers Limited
Group address	The Zig Zag Building, 70 Victoria Street, London, SW1E 6SQ
Group telephone	020 3817 1063
Dealing telephone	0800 561 4000
Email	intermediary-sales-support@jupiteram.com
Homepage	www.jupiteram.com
Fax number	0800 561 4001

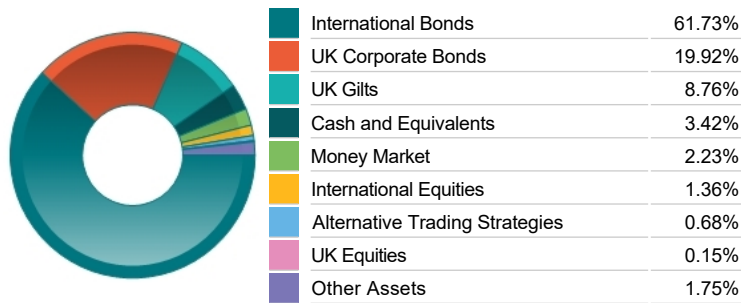
Important Information

- Source of portfolio data: Broadridge. Source of performance data: FE fundinfo. We can't predict the future. Past performance isn't a guide to future performance. The figures shown are intended only to demonstrate performance history of the fund, after allowing for the impact of ongoing charges, but take no account of product charges. Ongoing charges may vary in the future and may be higher than they are now. Fund performance is based upon the movement of the daily price and is shown as total return in GBP with income reinvested. The value of your investment can go down as well as up so you might get back less than you put in.
- This factsheet is for information purposes only. If there is information or terminology included that you would like to discuss, then please contact an adviser. Investors should refer to their policy documentation and supporting brochures for fund availability, investment strategy, any product information and charges. Every care has been taken in populating this output, however it must be appreciated that neither Broadridge, Prudential nor their sources guarantee the accuracy, adequacy or completeness of this information or make any warranties regarding results from its usage.

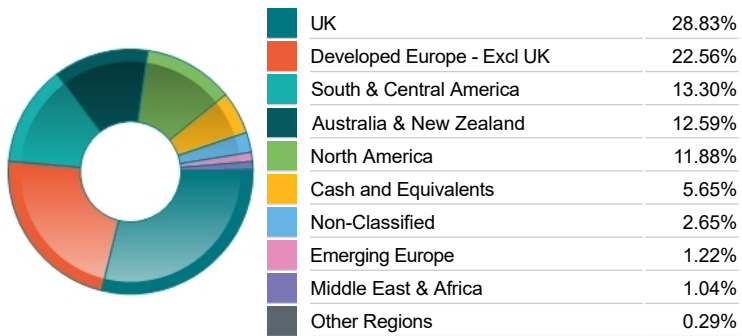
Top 10 Holdings

Name	% Weight	Sector	Country
1 4½% Treasury Gilt 2035	8.73%	Bonds	United Kingdom
2 Mexico (United Mexican States) (Go 7.75% 23/11/34	3.62%	Bonds	Mexico
3 Australia (Commonwealth Of) 3.75% 21/04/37	3.55%	Bonds	Australia
4 Australia (Commonwealth Of) 3.25% 21/06/39	3.06%	Bonds	Australia
5 Fed Republic Of Brazil 10% 01/01/31	2.60%	Bonds	Brazil
6 New Zealand (Government Of) 4.5% 15/05/35	2.14%	Bonds	New Zealand
7 Prime Healthcare Services Inc 9.375% 01/09/29	2.10%	Bonds	United States
8 Fed Republic Of Brazil 10% 01/01/35	1.94%	Bonds	Brazil
9 Virgin Media Vendor Fincing 4.875% 15/07/28	1.91%	Bonds	Ireland
10 Treasury Note 4.625% 15/02/35	1.51%	Bonds	United States

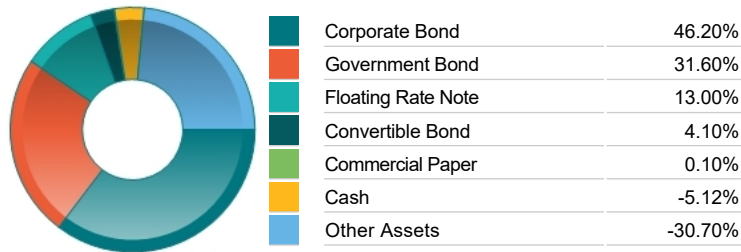
Asset Allocation



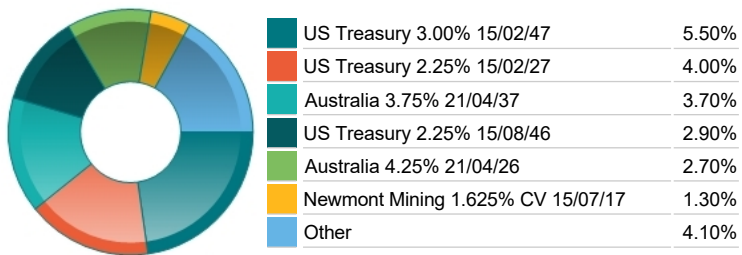
Regional Allocation



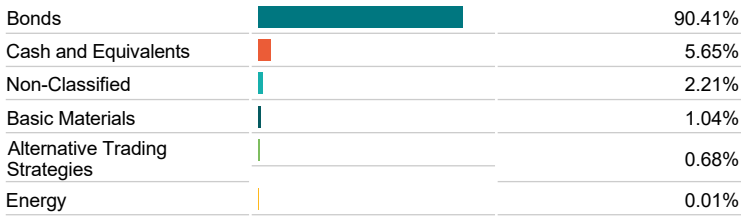
Asset Allocation



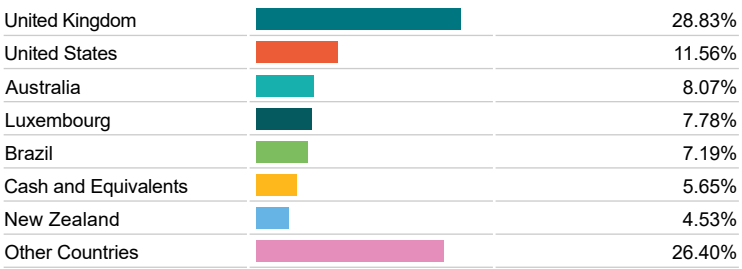
Property Regions



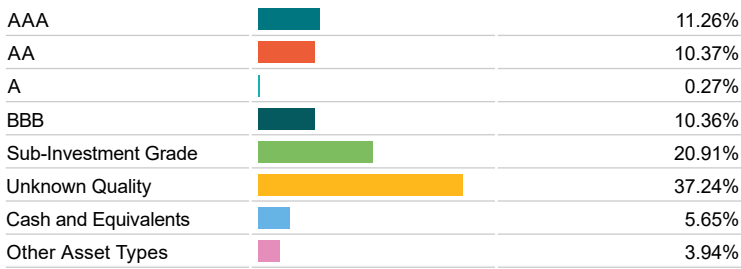
Bond Sector Breakdown



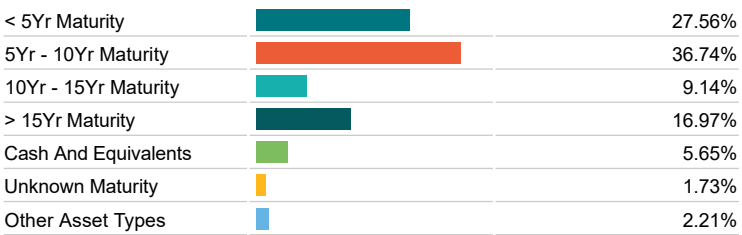
Top Country Breakdown




Fixed Interest Quality Profile



Fixed Interest Maturity Profile



Fixed Interest Currencies



Important Information

- The Industry Classification Benchmark is a product of FTSE International Limited and has been licensed for use.
- "Prudential" is a trading name of The Prudential Assurance Company Limited, which is registered in England and Wales. Registered office at 10 Fenchurch Avenue, London EC3M 5AG. Registered number 15454. Authorised by the Prudential Regulation Authority and regulated by the Financial Conduct Authority and the Prudential Regulation Authority.