

Benchmark

Benchmark	Composite
Sector	ABI UK All Companies

Identification Codes

Sedol Code	0710257
Mex Code	VNEQ
Isin Code	GB0007102576
Citi Code	PU03

Fund Overview

Bid (05/08/2022)	7594.20
Offer (05/08/2022)	7993.90
Fund size (30/06/2022)	£91.26m
Number of holdings	1952
Launch date	20/09/1974

Fund Charges

Annual Management Charge (AMC)	0.50%
Further Costs	0.02%
Yearly Total	0.52%

Aims

Objective: The investment strategy of the fund is to purchase shares in UK companies via other M&G funds. It is a "fund of funds" holding units in several more specialised UK equity funds to give access to a variety of methods for generating investment returns in differing market conditions.

Performance




Discrete performance - to last month end

	31/07/17 to 31/07/18	31/07/18 to 31/07/19	31/07/19 to 31/07/20	31/07/20 to 31/07/21	31/07/21 to 31/07/22
Fund	7.5%	-0.6%	-14.5%	24.5%	-1.2%
Sector	6.8%	-1.7%	-15.7%	26.9%	-4.2%
Rank	305/469	287/470	222/474	255/475	252/475
Quartile	3	3	2	3	3

Annualised performance

	Annualised		
	3 Years to 31/07/22	5 Years to 31/07/22	10 Years to 31/07/22
Fund	1.7%	2.4%	6.2%
Sector	0.8%	1.5%	5.5%
Rank	281/474	318/469	296/432
Quartile	3	3	3

Fund Managers



Name: M&G Treasury & Investment Office
 Manager for: 1 years, 8 months

Ratings

FE Crown



Important Information

- Because of changes in exchange rates the value of your investment, as well as any money you take from it, can go down as well as up.
- Some funds may invest in 'underlying' funds or other investment vehicles. The performance of our fund, compared to what it's invested in won't be exactly the same. That can be due to additional charges, cash management (needed to help people to enter and leave our fund when they want), tax and the timing of investments (this is known as a fund's dealing cycle, it varies between managers and can be several days).
- Source of portfolio data: Broadridge. Source of performance data: FE fundinfo. We can't predict the future. Past performance isn't a guide to future performance. The figures shown are intended only to demonstrate performance history of the fund, after allowing for the impact of fund charges and further costs, but take no account of product charges, or any Annual Management Charge paid for by the deduction of units. Charges and further costs may vary in the future and may be higher than they are now. Fund performance is based upon the movement of the daily price and is shown as total return in GBP with net income reinvested. The value of your investment can go down as well as up so you might get back less than you put in.
- This factsheet is for information purposes only. If there is information or terminology included that you would like to discuss, then please contact an adviser. Investors should refer to their policy documentation and supporting brochures for fund availability, investment strategy, any product information and charges. Every care has been taken in populating this output, however it must be appreciated that neither Broadridge, Prudential nor their sources guarantee the accuracy, adequacy or completeness of this information or make any warranties regarding results from its usage.

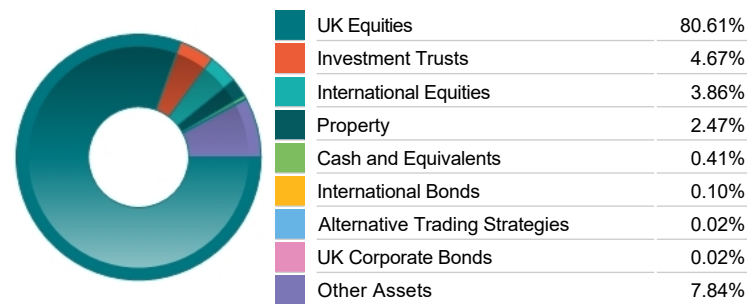
Fund Holdings

Name	% Weight	Sector	Country
1 M&G (ACS) UK All Share Index Fund Z1B Acc	37.84%	Managed Funds	Managed Funds
2 M&G (ACS) UK 200 Index Fund Z1B Acc	37.25%	Managed Funds	Managed Funds
3 M&G (ACS) UK Listed Equity Fund Z1B Acc	20.06%	Managed Funds	Managed Funds
4 M&G (ACS) UK Listed Mid Cap Equity Fund Z1B Acc	4.83%	Managed Funds	Managed Funds

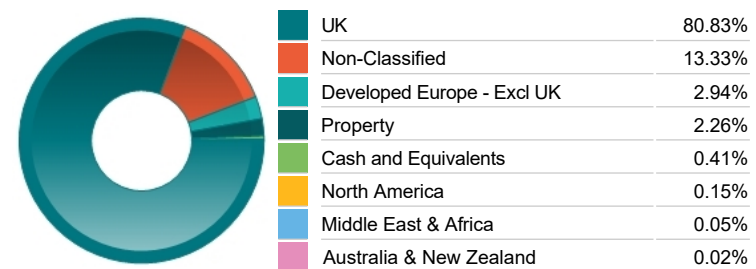
Top 10 Holdings

Name	% Weight	Sector	Country
1 ASTRAZENECA	4.37%	Pharmaceuticals & Biotechnology	United Kingdom
2 HSBC HOLDINGS	2.93%	Banks	United Kingdom
3 GLAXOSMITHKLINE	2.66%	Pharmaceuticals & Biotechnology	United Kingdom
4 SHELL	2.64%	Non-Renewable Energy	Non-Classified
5 BP	2.46%	Non-Renewable Energy	United Kingdom
6 BRITISH AMERICAN TOBACCO	2.30%	Tobacco	United Kingdom
7 UNILEVER	2.25%	Personal Care, Drug & Grocery Stores	United Kingdom
8 RIO TINTO	1.87%	Industrial Metals & Mining	United Kingdom
9 DIAGEO	1.54%	Beverages	United Kingdom
10 NATIONAL GRID	1.44%	Gas, Water & Multi-utilities	United Kingdom

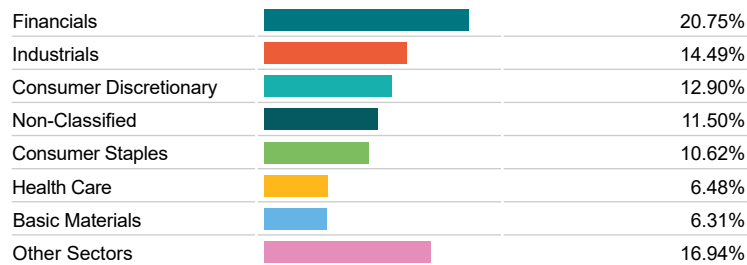
Asset Allocation



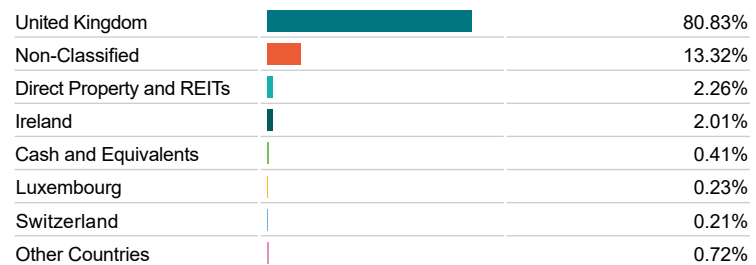
Regional Allocation



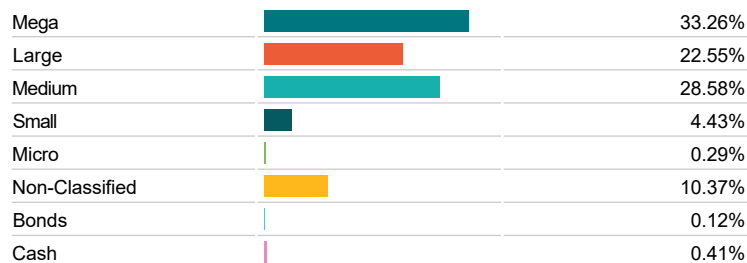
Sector Breakdown



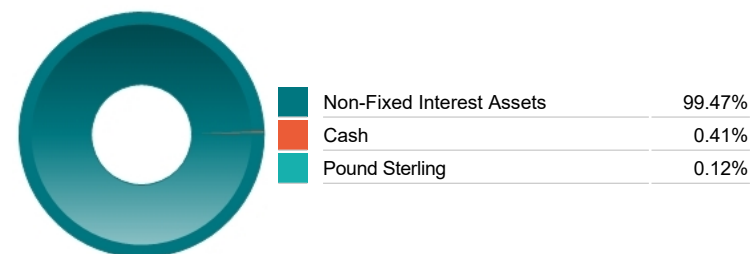
Top Country Breakdown



Breakdown By Market Cap (%)



Fixed Interest Currencies



Important Information

- Because of changes in exchange rates the value of your investment, as well as any money you take from it, can go down as well as up.
- The Industry Classification Benchmark is a product of FTSE International Limited and has been licensed for use.
- "Prudential" is a trading name of The Prudential Assurance Company Limited, which is registered in England and Wales. Registered office at 10 Fenchurch Avenue, London EC3M 5AG. Registered number 15454. Authorised by the Prudential Regulation Authority and regulated by the Financial Conduct Authority and the Prudential Regulation Authority.