

**Benchmark**

Benchmark	FTSE All-Share Index
ABI Sector	UK All Companies

**Identification Codes**

Sedol Code	B3BW1H9
Mex Code	PUBROC
Isin Code	GB00B3BW1H91
Citi Code	D9X2

**Fund Overview**

Bid (11/05/2026)	234.20
Offer	n/a
Fund size (31/03/2026)	£2.93m
Underlying Fund size	£305.57m
Number of holdings	37
Launch date	20/10/2008

**Fund Charges**

Annual Management Charge (AMC)	2.00%
Further Costs	0.17%
<b>Yearly Total</b>	<b>2.17%</b>

**Aims**

**Objective:** The investment strategy of the fund is to purchase units in the BlackRock UK Fund - the underlying fund.

**Underlying Fund Objective:** The fund aims to provide a return on your investment (generated through an increase in the value of the assets held by the Fund) (gross of fees) over the long term (5 or more consecutive years beginning at the point of investment) by investing in the shares of larger companies incorporated or listed in the UK. The Fund invests at least 70% of its total assets in shares of larger companies, the top 350-400 companies by market capitalisation incorporated or listed on a stock exchange in the United Kingdom.

**Performance**




**Discrete performance - to last month end**

	30/04/21 to 30/04/22	30/04/22 to 30/04/23	30/04/23 to 30/04/24	30/04/24 to 30/04/25	30/04/25 to 30/04/26
Fund	-8.8%	-3.1%	7.0%	0.6%	8.0%
Sector	-0.5%	2.4%	5.6%	3.8%	15.2%
Rank	321/374	318/376	155/376	311/376	315/376
Quartile	4	4	2	4	4

**Annualised performance**

	Annualised		
	3 Years to 30/04/26	5 Years to 30/04/26	10 Years to 30/04/26
Fund	5.2%	0.5%	4.3%
Sector	8.1%	5.2%	5.3%
Rank	288/376	310/374	268/366
Quartile	4	4	3

**Fund Managers**



Name: Nicholas Little  
 Manager of the underlying fund for: 14 years, 8 months

**Ratings**

FE Crown




**Important Information**

- Some funds may invest in 'underlying' funds or other investment vehicles. The performance of our fund, compared to what it's invested in won't be exactly the same. That can be due to additional charges, cash management (needed to help people to enter and leave our fund when they want), tax and the timing of investments (this is known as a fund's dealing cycle, it varies between managers and can be several days).
- Source of portfolio data: Broadridge. Source of performance data: FE fundinfo. We can't predict the future. Past performance isn't a guide to future performance. The figures shown are intended only to demonstrate performance history of the fund, after allowing for the impact of fund charges and further costs, but take no account of product charges, or any Annual Management Charge paid for by the deduction of units. Charges and further costs may vary in the future and may be higher than they are now. Fund performance is based upon the movement of the daily price and is shown as total return in GBP with net income reinvested. The value of your investment can go down as well as up so you might get back less than you put in.
- This factsheet is for information purposes only. If there is information or terminology included that you would like to discuss, then please contact an adviser. Investors should refer to their policy documentation and supporting brochures for fund availability, investment strategy, any product information and charges. Every care has been taken in populating this output, however it must be appreciated that neither Broadridge, Prudential nor their sources guarantee the accuracy, adequacy or completeness of this information or make any warranties regarding results from its usage.


**Top 10 Holdings**

Name	% Weight	Sector	Country
1 ASTRAZENECA	9.83%	Pharmaceuticals & Biotechnology	United Kingdom
2 SHELL	6.89%	Non-Renewable Energy	United Kingdom
3 LLOYDS BANKING GROUP	4.91%	Banks	United Kingdom
4 BRITISH AMERICAN TOBACCO P.L.C.	4.88%	Tobacco	United Kingdom
5 STANDARD CHARTERED	4.47%	Banks	United Kingdom
6 HSBC HOLDINGS	4.31%	Banks	United Kingdom
7 RECKITT BENCKISER GROUP	4.20%	Personal Care, Drug & Grocery Stores	United Kingdom
8 ROLLS-ROYCE HOLDINGS	3.90%	Aerospace & Defence	United Kingdom
9 RELX	3.74%	Software & Computer Services	United Kingdom
10 TESCO	3.47%	Personal Care, Drug & Grocery Stores	United Kingdom

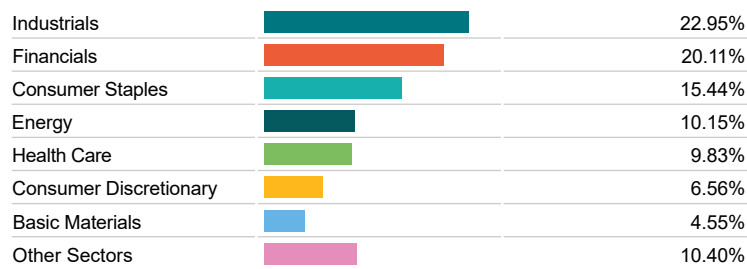
**Asset Allocation**




**Regional Allocation**



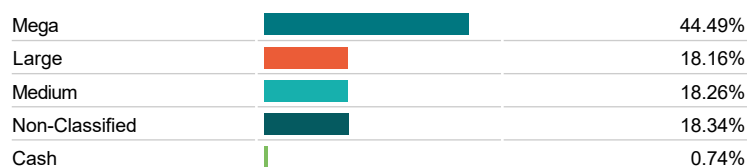
**Equity Sector Breakdown**




**Top Country Breakdown**



**Breakdown By Market Cap (%)**



**Fixed Interest Currencies**



**Important Information**

- The Industry Classification Benchmark is a product of FTSE International Limited and has been licensed for use.
- 'Prudential' is a trading name of The Prudential Assurance Company Limited, which is registered in England and Wales. Registered office at 10 Fenchurch Avenue, London EC3M 5AG. Registered number 15454. Authorised by the Prudential Regulation Authority and regulated by the Financial Conduct Authority and the Prudential Regulation Authority.