

Benchmark

Benchmark	FTSE All-Share (net)
Sector	ABI UK All Companies

Identification Codes

Sedol Code	B3BW1H9
Mex Code	PUBROC
Isin Code	GB00B3BW1H91
Citi Code	D9X2

Fund Overview

Bid (12/07/2024)	221.80
Offer	n/a
Fund size (31/05/2024)	£3.50m
Underlying Fund size	£463.20m
Number of holdings	61
Launch date	20/10/2008

Fund Charges

Annual Management Charge (AMC)	2.00%
Further Costs	0.18%
Yearly Total	2.18%

Aims

Objective: The investment strategy of the fund is to purchase units in the BlackRock UK Fund - the underlying fund.

Underlying Fund Objective: The fund aims to provide a return on your investment (generated through an increase in the value of the assets held by the Fund) (gross of fees) over the long term (5 or more consecutive years beginning at the point of investment) by investing in the shares of larger companies incorporated or listed in the UK.

Performance

Fund Managers



Name: Nicholas Little
 Manager of the underlying fund for: 12 years, 10 months

Ratings

FE Crown



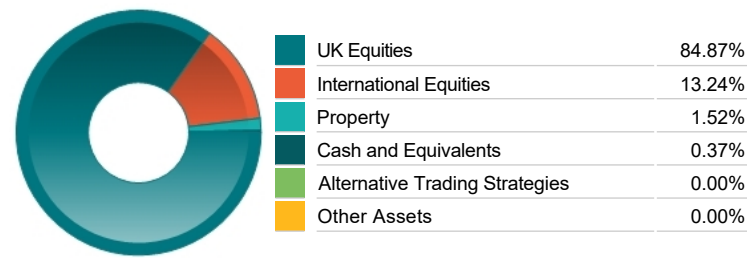
Important Information

- Some funds may invest in 'underlying' funds or other investment vehicles. The performance of our fund, compared to what it's invested in won't be exactly the same. That can be due to additional charges, cash management (needed to help people to enter and leave our fund when they want), tax and the timing of investments (this is known as a fund's dealing cycle, it varies between managers and can be several days).
- Source of portfolio data: Broadridge. Source of performance data: FE fundinfo. We can't predict the future. Past performance isn't a guide to future performance. The figures shown are intended only to demonstrate performance history of the fund, after allowing for the impact of fund charges and further costs, but take no account of product charges, or any Annual Management Charge paid for by the deduction of units. Charges and further costs may vary in the future and may be higher than they are now. Fund performance is based upon the movement of the daily price and is shown as total return in GBP with net income reinvested. The value of your investment can go down as well as up so you might get back less than you put in.
- This factsheet is for information purposes only. If there is information or terminology included that you would like to discuss, then please contact an adviser. Investors should refer to their policy documentation and supporting brochures for fund availability, investment strategy, any product information and charges. Every care has been taken in populating this output, however it must be appreciated that neither Broadridge, Prudential nor their sources guarantee the accuracy, adequacy or completeness of this information or make any warranties regarding results from its usage.

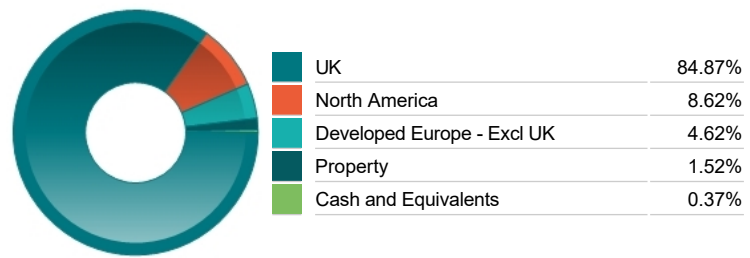
Top 10 Holdings

Name	% Weight	Sector	Country
1 ASTRAZENECA	5.37%	Pharmaceuticals & Biotechnology	United Kingdom
2 SHELL	5.32%	Non-Renewable Energy	United Kingdom
3 LONDON STOCK EXCHANGE GROUP	4.78%	Finance & Credit Services	United Kingdom
4 RIO TINTO	4.50%	Industrial Metals & Mining	United Kingdom
5 RELX	4.06%	Media	United Kingdom
6 NEXT	4.04%	Retailers	United Kingdom
7 HSBC HOLDINGS	4.01%	Banks	United Kingdom
8 COMPASS GROUP	3.53%	Consumer Services	United Kingdom
9 3i Group Plc 3i Group Plc Ord GBP0.738636	2.89%	Investment Banking & Brokerage Services	United Kingdom
10 GAMMA COMMUNICATIONS	2.62%	Telecommunications Service Providers	United Kingdom

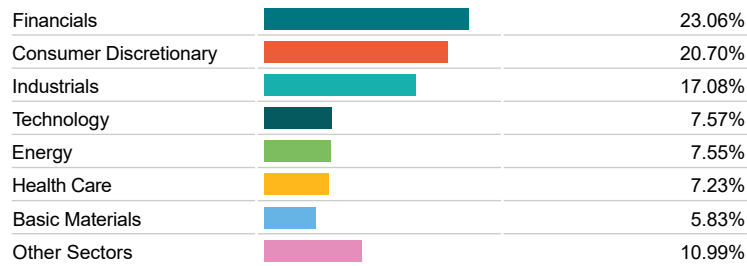
Asset Allocation




Regional Allocation



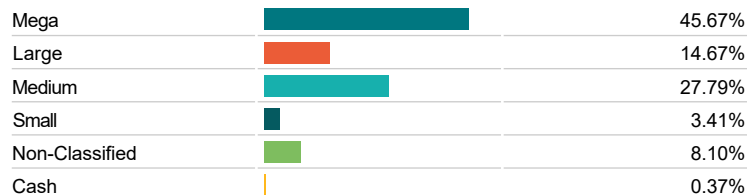
Equity Sector Breakdown



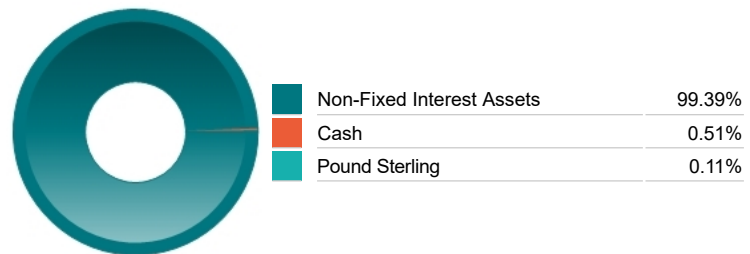
Top Country Breakdown



Breakdown By Market Cap (%)



Fixed Interest Currencies



Important Information

- The Industry Classification Benchmark is a product of FTSE International Limited and has been licensed for use.
- "Prudential" is a trading name of The Prudential Assurance Company Limited, which is registered in England and Wales. Registered office at 10 Fenchurch Avenue, London EC3M 5AG. Registered number 15454. Authorised by the Prudential Regulation Authority and regulated by the Financial Conduct Authority and the Prudential Regulation Authority.