

Benchmark

Benchmark	Variable
ABI Sector	Mixed Investment 0-35% Shares

Identification Codes

Sedol Code	B06GTP9
Mex Code	PUHYS
Isin Code	GB00B06GTP91
Citi Code	WU33

Fund Overview

Bid (17/05/2019)	93.90
Offer (17/05/2019)	98.80
Fund size (31/03/2019)	£33.68m
Number of holdings	1539
Launch date	25/04/2005

Fund Charges

Base Annual Management Charge (AMC)	1.10%
Additional Charges	0.15%
Total Charges	1.25%

Aims

The investment strategy of the fund is to provide a regular income, whilst achieving long-term growth and seeking to limit capital volatility by investing mainly in assets such as bonds, property and UK equities via collective investment schemes. No more than 35% of the fund will be invested in equities at any time.

Performance



17.0% Pru 0-35% Equity Managed Distribution S6 (Inc) (TR) in GBX
16.8% ABI Mixed Investment 0-35% Shares (TR) in GBX

Discrete performance - to last month end

	30/04/14 to 30/04/15	30/04/15 to 30/04/16	30/04/16 to 30/04/17	30/04/17 to 30/04/18	30/04/18 to 30/04/19
Fund	6.3%	1.2%	5.8%	0.1%	2.5%
Sector	7.0%	-0.2%	7.0%	1.0%	1.1%
Rank	67/90	15/91	76/93	74/94	39/98
Quartile	3	1	4	4	2

Annualised performance

	Annualised		
	3 Years to 30/04/19	5 Years to 30/04/19	10 Years to 30/04/19
Fund	2.8%	3.1%	6.2%
Sector	3.0%	3.1%	4.9%
Rank	64/93	61/90	17/62
Quartile	3	3	2

Fund Managers



Name: Prudential Portfolio Management Group
Manager for: 4 years, 5 months

Ratings

FE Crown



Important Information

- Exchange rate fluctuations may cause the Sterling values of overseas investments to rise or fall.
- The yield shown is the fund series pence per unit as an annualised percentage of the fund bid price at the time of distribution. The rate of growth of funds and any income from them cannot be guaranteed .
- Source of portfolio data: FundsLibrary. Source of performance data: Financial Express (FE). Please remember that past performance is not a reliable indicator of future performance. The figures shown are intended only to demonstrate performance history of the fund and take no account of product charges, or the Annual Management Charge for any available PruFund funds.. The application of charges may impact the overall performance. Please also note that our charges may vary in the future and may be higher than they are now. Fund Performance is based upon the movement of the daily price and is shown as total return in GBP with net income reinvested. The value of your investment can go down as well as up and you may not get back the amount you put in.
- This factsheet is for information purposes only. If there is information or terminology included that you would like to discuss, then please contact an adviser. Investors should refer to their policy documentation and supporting brochures for fund availability, investment strategy, any product information and charges. Every care has been taken in populating this output, however it must be appreciated that neither FundsLibrary, Prudential nor their sources guarantee the accuracy, adequacy or completeness of this information or make any warranties regarding results from its usage.

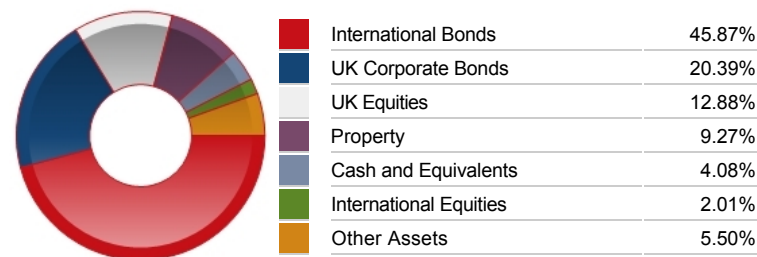
Top 10 Fund Holdings

Name	% Weight
1 M&G Corporate Bond Class I GBP	36.48%
2 Eastspring US Corporate Bond EG (Hedged)	25.05%
3 M&G Dividend Class C GBP	15.80%
4 M&G Feeder of Property Portfolio Class A GBP	10.67%
5 M&G Global High Yield Bond Class X GBP	6.12%
6 LIFE TREASURY POOLLIFE TREASURY POOL	5.39%
7 PRUDENTIAL UT LTDEQUITY INCOME TRUST C INC	0.00%
8 PRUDENTIAL UT LTDCORPORATE BOND TRUST C	0.00%

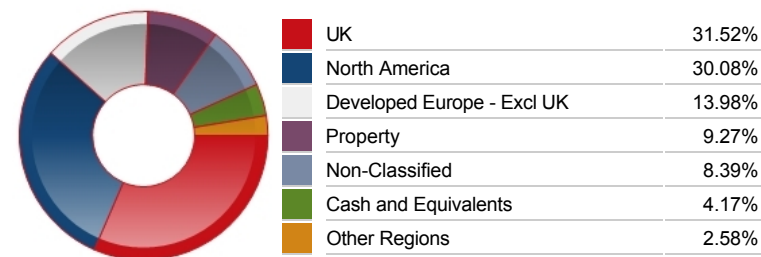
Top 10 Holdings

Name	% Weight
1 LIFE TREASURY POOLLIFE TREASURY POOL	5.39%
2 BP	1.13%
3 Imperial Brands	0.72%
4 British American Tobacco	0.71%
5 AstraZeneca	0.67%
6 Rio Tinto	0.67%
7 AT&T Inc 4.875% 01/06/2044	0.60%
8 Essentra	0.60%
9 Republic of Italy Government Internation 6% 04/08/2028	0.56%
10 1 8 NEW SQUARE BEDFONT LAKES	0.54%

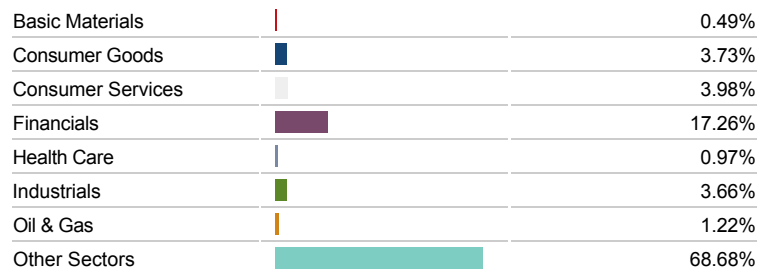
Asset Allocation



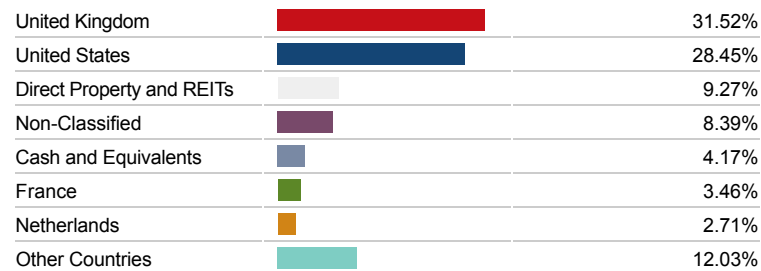
Regional Allocation



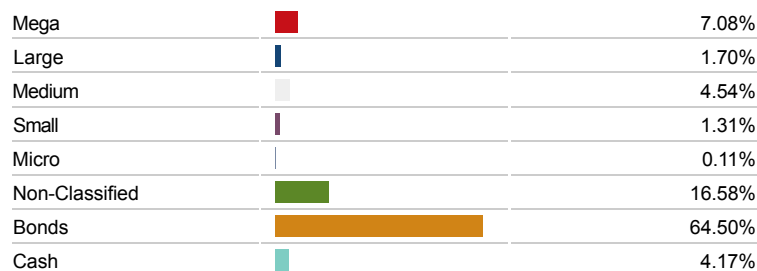
Sector Breakdown



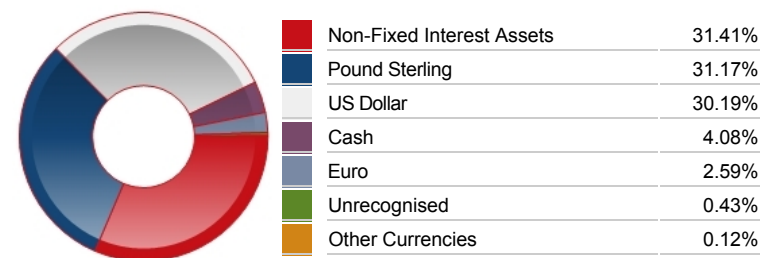
Top Country Breakdown



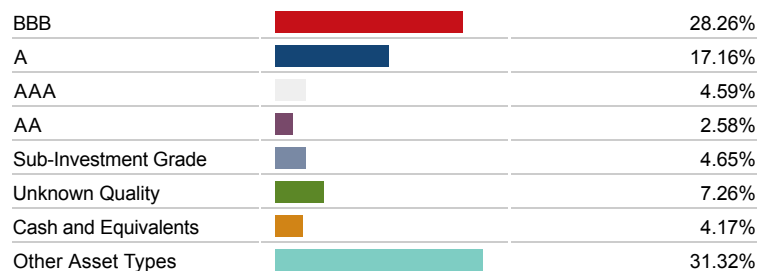
Breakdown By Market Cap (%)



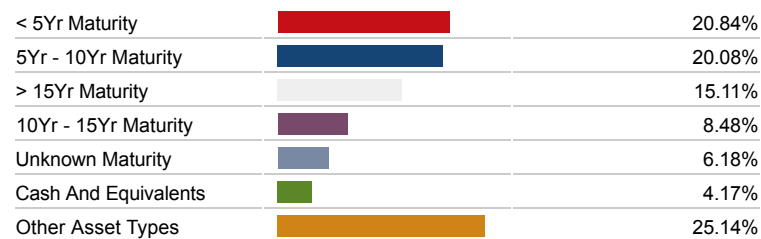
Fixed Interest Currencies



Fixed Interest Quality Profile



Fixed Interest Maturity Profile



Important Information

- Exchange rate fluctuations may cause the Sterling values of overseas investments to rise or fall.
- The Industry Classification Benchmark is a product of FTSE International Limited and has been licensed for use.
- "Prudential" is a trading name of The Prudential Assurance Company Limited (PACL), which is registered in England and Wales. This name is also used by other companies within the Prudential Group. Registered office at 10 Fenchurch Avenue, London EC3M 5AG. Registered number 15454. Authorised by the Prudential Regulation Authority and regulated by the Financial Conduct Authority and the Prudential Regulation Authority.