

Benchmark

Benchmark	UK All Companies Sector
Benchmark Category	-
IA Sector	UK All Companies

Identification Codes

Sedol Code	B8N46V7
Mex Code	BREMOC
Isin Code	GB00B8N46V79
Citi Code	GUYI

Fund Overview

Mid (02/04/2026)	419.11p
Historic yield	2.68%
Fund size (28/02/2026)	£1108.89m
Number of holdings	48
Ongoing Charges	0.86%
Launch date	11/12/2012

Fund Charges

Entry Charge	0.00%
Ongoing Charges	0.86%

Fund Background

Valuation frequency	Daily
Valuation point	12:00
Fund type	ICVC
Launch price	£1.00
Fund currency	Pound Sterling
Fund domicile	United Kingdom
ISA allowable	Yes
SIPP allowable	Yes

Dealing

Minimum Investment	£500
Minimum Top Up	£100
Minimum Regular Saving	£20
Settlement Period: Buy	3 days
Settlement Period: Sell	3 days
Pricing Basis	Forward
Dealing Decimals	2

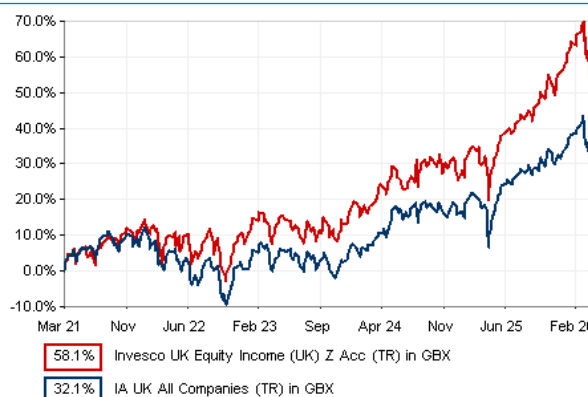
Distribution Dates

Ex dividend date(s)	Income payment date(s)
01 April	31 May
01 October	30 November

Aims

The Fund aims to achieve income and capital growth over the long term (5 years plus).

Performance



Discrete performance - to last month end

	31/03/21 to 31/03/22	31/03/22 to 31/03/23	31/03/23 to 31/03/24	31/03/24 to 31/03/25	31/03/25 to 31/03/26
Fund	9.9%	0.8%	12.3%	5.3%	20.7%
Sector	5.4%	-1.9%	7.6%	5.1%	12.9%
Rank	75/195	100/200	21/202	107/203	62/208
Quartile	2	2	1	3	2

Annualised performance

	Annualised		
	3 Years to 31/03/26	5 Years to 31/03/26	10 Years to 31/03/26
Fund	12.6%	9.6%	3.3%
Sector	8.5%	5.7%	6.3%
Rank	59/201	63/194	161/173
Quartile	2	2	4

Fund Managers



Name:	James Goldstone	Ciaran Mallon
Manager for:	5 years, 10 months	5 years, 10 months

Ratings

FE Crown



Group Details

Group name	Invesco ICVC
Group address	INVESCO Park Henley-on-Thames Oxfordshire RG9 1HH United Kingdom
Group telephone	0800 028 2121
Dealing telephone	0800 085 8571
Email	Sally.Elsbury@Invesco.com
Homepage	https://www.invesco.co.uk/uk
Fax number	01491 416000

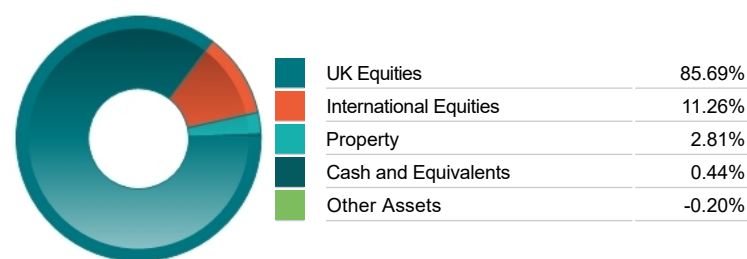
Important Information

- Source of portfolio data: Broadridge. Source of performance data: FE fundinfo. We can't predict the future. Past performance isn't a guide to future performance. The figures shown are intended only to demonstrate performance history of the fund, after allowing for the impact of ongoing charges, but take no account of product charges. Ongoing charges may vary in the future and may be higher than they are now. Fund performance is based upon the movement of the daily price and is shown as total return in GBP with income reinvested. The value of your investment can go down as well as up so you might get back less than you put in.
- This factsheet is for information purposes only. If there is information or terminology included that you would like to discuss, then please contact an adviser. Investors should refer to their policy documentation and supporting brochures for fund availability, investment strategy, any product information and charges. Every care has been taken in populating this output, however it must be appreciated that neither Broadridge, Prudential nor their sources guarantee the accuracy, adequacy or completeness of this information or make any warranties regarding results from its usage.

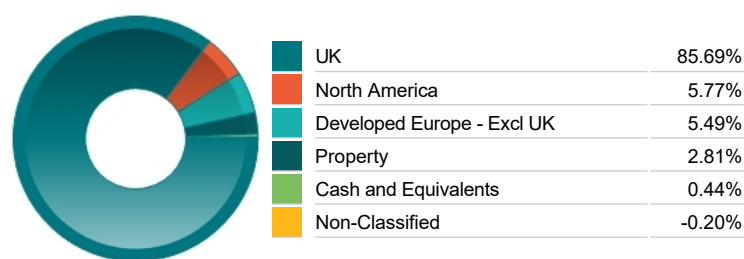
Top 10 Holdings

Name	% Weight	Sector	Country
1 BARCLAYS	6.25%	Banks	United Kingdom
2 NEXT	5.03%	Retailers	United Kingdom
3 LLOYDS BANKING GROUP	4.35%	Banks	United Kingdom
4 SHELL	4.00%	Non-Renewable Energy	United Kingdom
5 TESCO	3.81%	Personal Care, Drug & Grocery Stores	United Kingdom
6 BARRICK GOLD CORPORATION	3.61%	Precious Metals & Mining	Canada
7 GLENCORE	3.60%	Industrial Metals & Mining	United Kingdom
8 BABCOCK INTERNATIONAL GROUP	3.46%	Aerospace & Defence	United Kingdom
9 SSE	3.29%	Electricity	United Kingdom
10 TOTAL SE	3.11%	Non-Renewable Energy	France

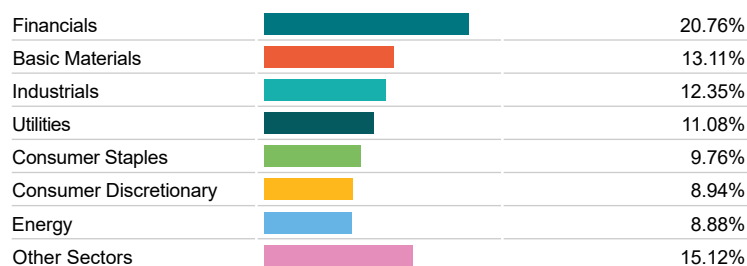
Asset Allocation



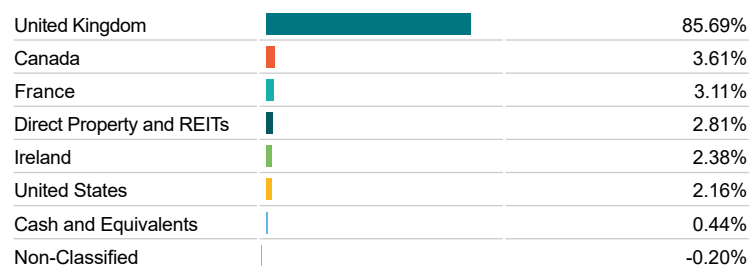
Regional Allocation



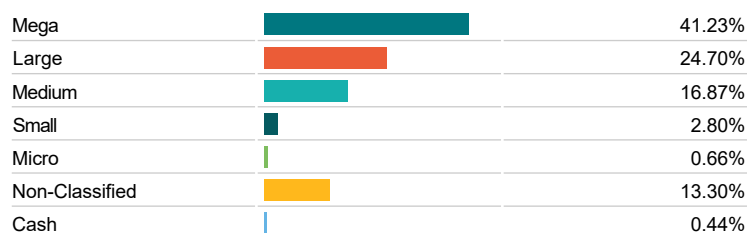
Equity Sector Breakdown



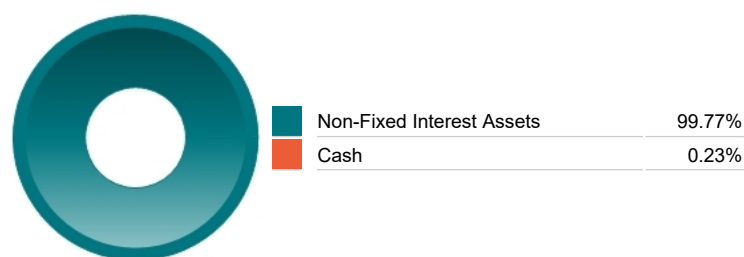
Top Country Breakdown



Breakdown By Market Cap (%)



Fixed Interest Currencies



Important Information

- The Industry Classification Benchmark is a product of FTSE International Limited and has been licensed for use.
- "Prudential" is a trading name of The Prudential Assurance Company Limited, which is registered in England and Wales. Registered office at 10 Fenchurch Avenue, London EC3M 5AG. Registered number 15454. Authorised by the Prudential Regulation Authority and regulated by the Financial Conduct Authority and the Prudential Regulation Authority.