

Benchmark

Benchmark	IA Global Sector
Benchmark Category	-
IA Sector	Global

Identification Codes

Sedol Code	B80L5H0
Mex Code	IQBAAS
Isin Code	GB00B80L5H04
Citi Code	G6HI

Fund Overview

Mid (31/10/2025)	174.80p
Historic yield	-
Fund size (30/09/2025)	£32.39m
Number of holdings	348
Ongoing Charges	1.67%
Launch date	29/06/2012

Fund Charges

Entry Charge	0.00%
Ongoing Charges	1.67%

Fund Background

Valuation frequency	Daily
Valuation point	12:00
Fund type	OEIC
Launch price	£1.00
Fund currency	Pound Sterling
Fund domicile	United Kingdom
ISA allowable	Yes
SIPP allowable	Yes

Dealing

Minimum Investment	-
Minimum Top Up	-
Minimum Regular Saving	-
Settlement Period: Buy	4 days
Settlement Period: Sell	4 days
Pricing Basis	Forward
Dealing Decimals	2

Distribution Dates

Ex dividend date(s)	Income payment date(s)
01 March	31 May
01 September	30 November

Aims

The Fund aims to achieve capital growth.

Performance


No data available! Please enter a valid code!

Fund Managers



Name:	Robert Burdett	Gary Potter
Manager for:	18 years, 4 months	18 years, 4 months

Ratings

FE Crown	
----------	---

Group Details

Group name	Columbia Threadneedle (UK) ICVC
Group address	Cannon Place 78 Cannon Street London EC4N 6AG
Group telephone	0845 799 2299
Dealing telephone	-
Email	-
Homepage	w w w.columbiathreadneedle.com
Fax number	-

Important Information

- Source of portfolio data: Broadridge. Source of performance data: FE fundinfo. We can't predict the future. Past performance isn't a guide to future performance. The figures shown are intended only to demonstrate performance history of the fund, after allowing for the impact of ongoing charges, but take no account of product charges. Ongoing charges may vary in the future and may be higher than they are now. Fund performance is based upon the movement of the daily price and is shown as total return in GBP with income reinvested. The value of your investment can go down as well as up so you might get back less than you put in.
- This factsheet is for information purposes only. If there is information or terminology included that you would like to discuss, then please contact an adviser. Investors should refer to their policy documentation and supporting brochures for fund availability, investment strategy, any product information and charges. Every care has been taken in populating this output, however it must be appreciated that neither Broadridge, Prudential nor their sources guarantee the accuracy, adequacy or completeness of this information or make any warranties regarding results from its usage.

Top 10 Fund Holdings

Name	% Weight	Sector	Country
1 Harrington Cooper UCITS Funds ICAV HC Snyder US All Cap Equity Founder Class	17.48%	Managed Funds	Managed Funds
2 PZENA VALUE FUNDS PLC PZENA PZENA US LARGE CAP VALU AUSD	16.41%	Managed Funds	Managed Funds
3 Latitude Investment Management Latitude Global Fund GBP Acc - Class Y	15.45%	Managed Funds	Managed Funds
4 Alger SICAV Focus Equity Fund Class I-2 GBP	11.04%	Managed Funds	Managed Funds
5 Jupiter Global Equity Growth Unconstrained Class G	8.13%	Managed Funds	Managed Funds
6 HEPTAGON FUND ICAV DRIEHAUS DRIEHAUS US MICR CAP E IG	6.29%	Managed Funds	Managed Funds
7 ARGA IM ARGA European Equity Class D	5.87%	Managed Funds	Managed Funds
8 Prusik Asian Equity Income Class 2X	5.26%	Managed Funds	Managed Funds
9 TT International Emerging Markets Unconstrained Class A1	4.35%	Managed Funds	Managed Funds
10 Morant Wright WS Morant Wright Nippon Yield Class B	3.59%	Managed Funds	Managed Funds

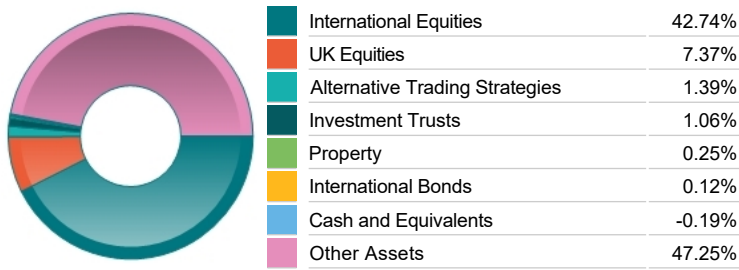
Top 10 Holdings

Name	% Weight	Sector	Country
1 TESCO	0.98%	Personal Care, Drug & Grocery Stores	United Kingdom
2 BERENBERG EUROPEAN SMALL CAP BERENBERG EU SM/CAP I EUR AC	0.92%	Non-Classified	Non-Classified
3 RYANAIR HOLDINGS PUBLIC LIMITED COMPANY	0.91%	Travel & Leisure	Ireland
4 AUTOZONE	0.85%	Retailers	United States
5 SONY CORP	0.82%	Leisure Goods	Japan
6 EIFFAGE SA	0.81%	Construction & Materials	France
7 VINCI	0.80%	Construction & Materials	France
8 ASSA ABLOY AB	0.75%	Construction & Materials	Sweden
9 CENCORA INC	0.74%	Personal Care, Drug & Grocery Stores	United States
10 ALPHABET	0.70%	Software & Computer Services	United States

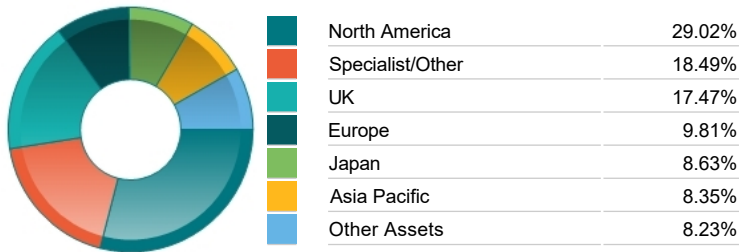
Important Information

- The Industry Classification Benchmark is a product of FTSE International Limited and has been licensed for use.
- "Prudential" is a trading name of The Prudential Assurance Company Limited, which is registered in England and Wales. Registered office at 10 Fenchurch Avenue, London EC3M 5AG. Registered number 15454. Authorised by the Prudential Regulation Authority and regulated by the Financial Conduct Authority and the Prudential Regulation Authority.

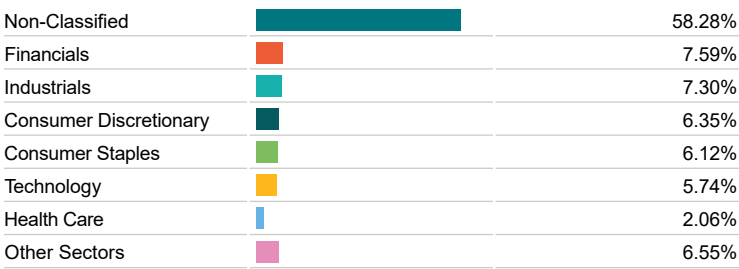
Asset Allocation



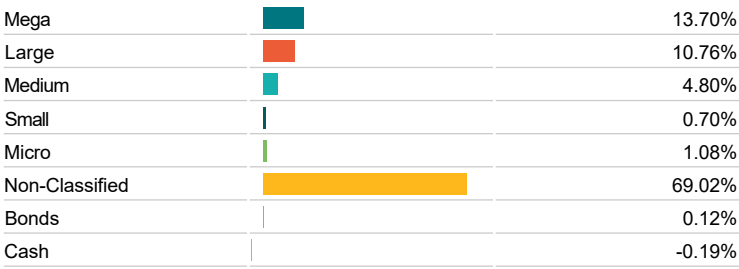
Asset Allocation



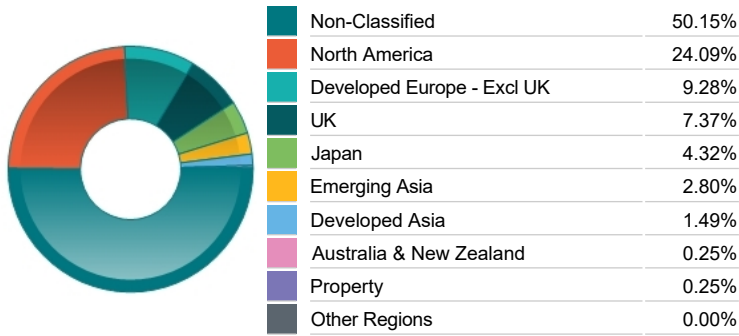
Sector Breakdown



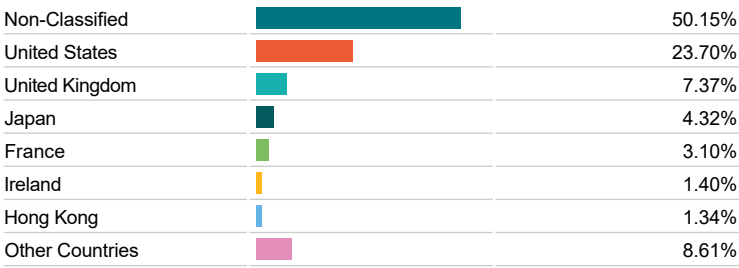
Breakdown By Market Cap (%)



Regional Allocation



Top Country Breakdown



Fixed Interest Currencies

