

Benchmark

Benchmark	IA Sterling Corporate Bond Sector
ABI Sector	Sterling Corporate Bond

Identification Codes

Sedol Code	B10SR Y3
Mex Code	PUDJA
Isin Code	GB00B10SR Y35
Citi Code	EO12

Fund Overview

Bid (04/03/2022)	174.70
Offer (04/03/2022)	183.90
Fund size (31/07/2022)	£0.01m
Underlying Fund size	£1572.83m
Number of holdings	318
Launch date	19/06/2006

Fund Charges

Annual Management Charge (AMC)	1.54%
Further Costs	0.00%
Yearly Total	1.54%

Aims

Objective: The investment strategy of the fund is to purchase units in the Invesco Corporate Bond Fund (UK) - the underlying fund.

Underlying Fund Objective: The fund aims to achieve income and capital growth over the medium to long term (3 to 5 years plus). The fund invests at least 80% of its assets in investment grade corporate debt securities.

Performance

No data available! Please enter a valid code!

Fund Managers



Name: Tom Hemmant Michael Matthews

Manager of the underlying fund for: 3 years, 8 months 11 years, 1 months

Ratings

FE Crown



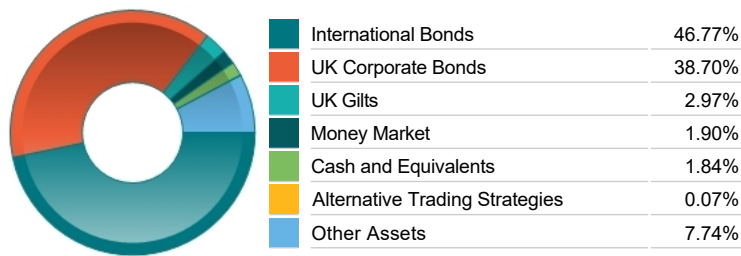
Important Information

- Because of changes in exchange rates the value of your investment, as well as any money you take from it, can go down as well as up.
- Some funds may invest in ‘underlying’ funds or other investment vehicles. The performance of our fund, compared to what it’s invested in won’t be exactly the same. That can be due to additional charges, cash management (needed to help people to enter and leave our fund when they want), tax and the timing of investments (this is known as a fund’s dealing cycle, it varies between managers and can be several days).
- Source of portfolio data: Broadridge. Source of performance data: FE fundinfo. We can’t predict the future. Past performance isn’t a guide to future performance. The figures shown are intended only to demonstrate performance history of the fund, after allowing for the impact of fund charges and further costs, but take no account of product charges, or any Annual Management Charge paid for by the deduction of units. Charges and further costs may vary in the future and may be higher than they are now. Fund performance is based upon the movement of the daily price and is shown as total return in GBP with gross income reinvested. The value of your investment can go down as well as up so you might get back less than you put in.
- This factsheet is for information purposes only. If there is information or terminology included that you would like to discuss, then please contact an adviser. Investors should refer to their policy documentation and supporting brochures for fund availability, investment strategy, any product information and charges. Every care has been taken in populating this output, however it must be appreciated that neither Broadridge, Prudential nor their sources guarantee the accuracy, adequacy or completeness of this information or make any warranties regarding results from its usage.

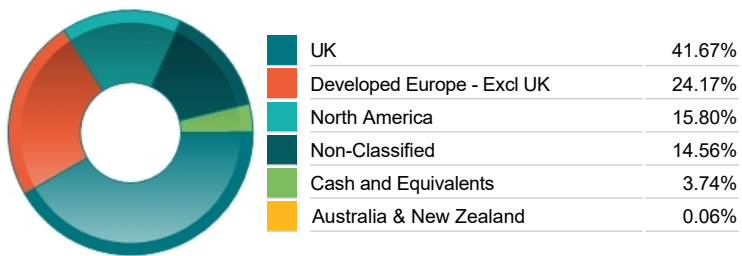
Top 10 Holdings

Name	% Weight	Sector	Country
1 FORD MOTOR CR LLC 2.748 JUN 14 24	1.89%	Bonds	United States
2 LLOYDS BANKING GROUP FLTG 2.707 DEC 03 35	1.57%	Bonds	United Kingdom
3 SPD FINANCE UK PLC 5.875 JUL 17 26	1.30%	Bonds	United Kingdom
4 AT&T INC 4.375 SEP 14 29	1.24%	Bonds	United States
5 EDF 5.500 OCT 17 41	1.20%	Bonds	France
6 BNP PARIBAS FLTG 6.000 AUG 18 29	1.20%	Bonds	France
7 BRITISH LAND CO 5.357 MAR 31 28	1.19%	Non-Classified	Non-Classified
8 BNP PARIBAS FLTG 2.000 MAY 24 31	1.16%	Bonds	France
9 TESCO PROPERTY FIN 4 5.8006 OCT 13 40	1.16%	Bonds	United Kingdom
10 VOLKSWGN FIN SV NV 6.500 SEP 18 27 REG	1.12%	Bonds	Netherlands


Asset Allocation



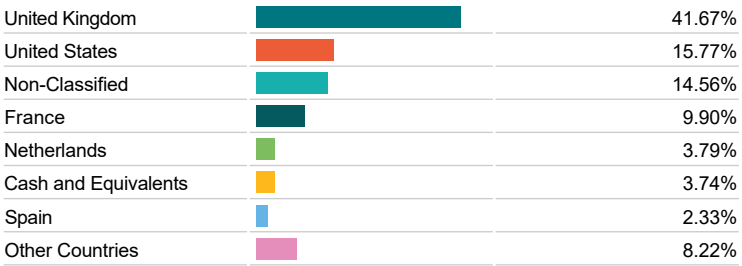
Regional Allocation



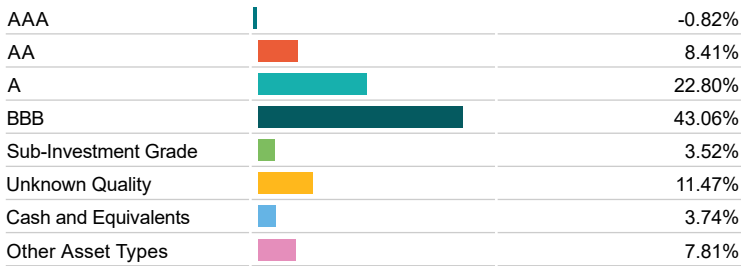
Bond Sector Breakdown



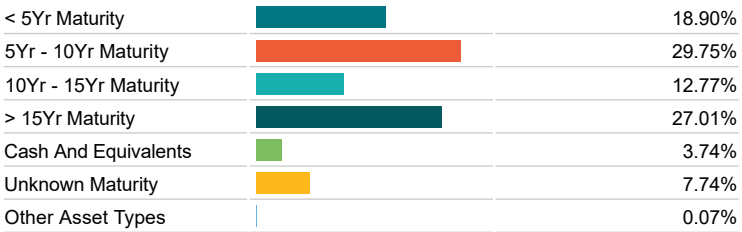
Top Country Breakdown



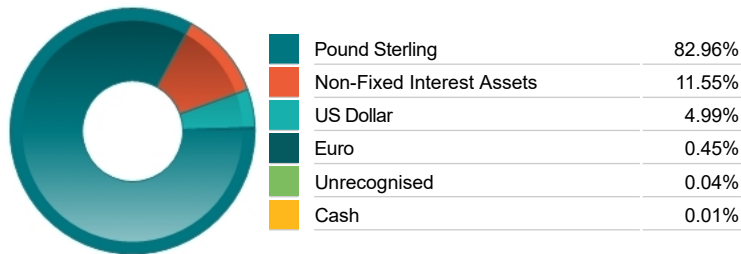
Fixed Interest Quality Profile



Fixed Interest Maturity Profile



Fixed Interest Currencies



Important Information

- Because of changes in exchange rates the value of your investment, as well as any money you take from it, can go down as well as up.
- The Industry Classification Benchmark is a product of FTSE International Limited and has been licensed for use.
- "Prudential" is a trading name of The Prudential Assurance Company Limited, which is registered in England and Wales. Registered office at 10 Fenchurch Avenue, London EC3M 5AG. Registered number 15454. Authorised by the Prudential Regulation Authority and regulated by the Financial Conduct Authority and the Prudential Regulation Authority.