

Benchmark

Benchmark	FTSE® All Share
Benchmark Category	-
IA Sector	UK Equity Income

Identification Codes

Sedol Code	B6R51K6
Mex Code	-
Isin Code	GB00B6R51K64
Citi Code	05NY

Fund Overview

Mid (11/12/2025)	319.79p
Historic yield	3.60%
Fund size (30/11/2025)	£759.33m
Number of holdings	69
Ongoing Charges	0.81%
Launch date	28/04/1989

Fund Charges

Entry Charge	0.00%
Ongoing Charges	0.81%

Fund Background

Valuation frequency	Daily
Valuation point	12:00
Fund type	OEIC
Launch price	£0.50
Fund currency	Pound Sterling
Fund domicile	United Kingdom
ISA allowable	Yes
SIPP allowable	Yes

Dealing

Minimum Investment	£500000
Minimum Top Up	£25000
Minimum Regular Saving	-
Settlement Period: Buy	4 days
Settlement Period: Sell	4 days
Pricing Basis	Forward
Dealing Decimals	3

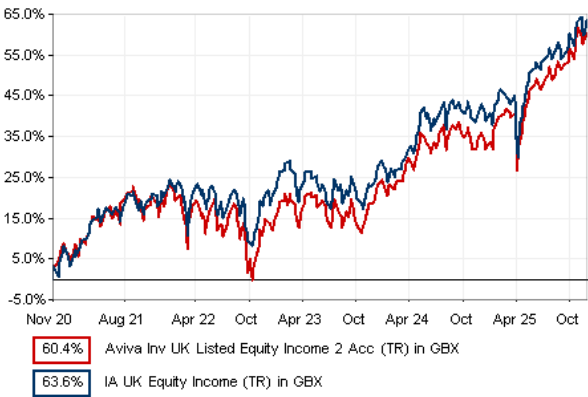
Distribution Dates

Ex dividend date(s)	Income payment date(s)
16 April	15 June
16 October	15 December

Aims

To provide a dividend yield above that obtainable on the FTSE® All-Share Index through investment principally in UK equities judged to offer high yield, above average prospects of dividend growth and long term capital growth. The Fund may invest in any of the following financial instruments in order to achieve its investment objective: transferable securities, money market instruments, units in collective investment schemes, deposits and derivatives and forward transactions.

Performance



Discrete performance - to last month end

	30/11/20 to 30/11/21	30/11/21 to 30/11/22	30/11/22 to 30/11/23	30/11/23 to 30/11/24	30/11/24 to 30/11/25
Fund	15.3%	-0.7%	3.4%	14.1%	18.8%
Sector	17.1%	3.5%	1.5%	15.4%	15.1%
Rank	34/63	47/65	22/65	46/65	25/66
Quartile	3	3	2	3	2

Annualised performance

	3 Years to 30/11/25	5 Years to 30/11/25	10 Years to 30/11/25
Fund	11.9%	9.9%	6.8%
Sector	10.5%	10.3%	6.2%
Rank	23/65	37/63	22/56
Quartile	2	3	2

Fund Managers



Name: Trevor Green Charlotte Meyrick
Manager for: 2 years, 2 months 2 years, 2 months

Ratings

FE Crown



Group Details

Group name	Aviva Investors UK Fund Services Limited
Group address	St Helen's 1 Undershaft London EC3P 3DQ
Group telephone	0800 015 4773
Dealing telephone	0800 587 4563
Email	fund&salessupport@avivainvestors.com
Homepage	www.avivainvestors.co.uk
Fax number	-

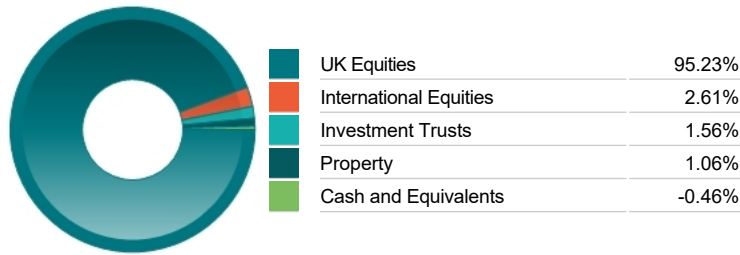
Important Information

- Source of portfolio data: Broadridge. Source of performance data: FE fundinfo. We can't predict the future. Past performance isn't a guide to future performance. The figures shown are intended only to demonstrate performance history of the fund, after allowing for the impact of ongoing charges, but take no account of product charges. Ongoing charges may vary in the future and may be higher than they are now. Fund performance is based upon the movement of the daily price and is shown as total return in GBP with income reinvested. The value of your investment can go down as well as up so you might get back less than you put in.
- This factsheet is for information purposes only. If there is information or terminology included that you would like to discuss, then please contact an adviser. Investors should refer to their policy documentation and supporting brochures for fund availability, investment strategy, any product information and charges. Every care has been taken in populating this output, however it must be appreciated that neither Broadridge, Prudential nor their sources guarantee the accuracy, adequacy or completeness of this information or make any warranties regarding results from its usage.

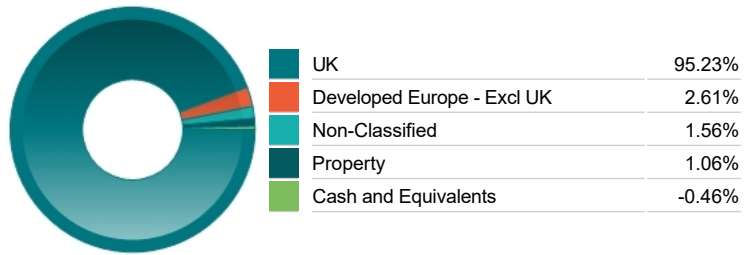
Top 10 Holdings

Name	% Weight	Sector	Country
1 ASTRAZENECA	7.95%	Pharmaceuticals & Biotechnology	United Kingdom
2 UNILEVER	5.93%	Personal Care, Drug & Grocery Stores	United Kingdom
3 HSBC HOLDINGS	5.85%	Banks	United Kingdom
4 SHELL	5.16%	Non-Renewable Energy	United Kingdom
5 LLOYDS BANKING GROUP	4.48%	Banks	United Kingdom
6 BP P.L.C.	3.79%	Non-Renewable Energy	United Kingdom
7 GSK	3.61%	Pharmaceuticals & Biotechnology	United Kingdom
8 RIO TINTO	3.20%	Industrial Metals & Mining	United Kingdom
9 RECKITT BENCKISER GROUP	3.14%	Personal Care, Drug & Grocery Stores	United Kingdom
10 NATIONAL GRID	3.13%	Gas, Water & Multi-utilities	United Kingdom

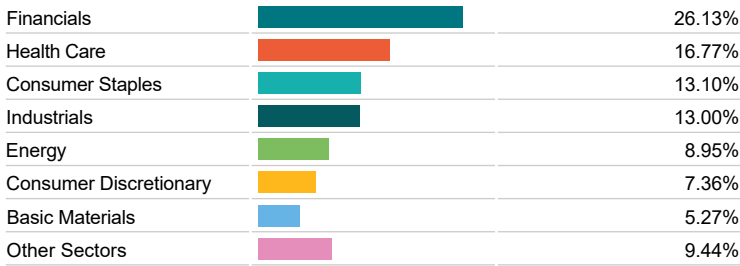
Asset Allocation




Regional Allocation



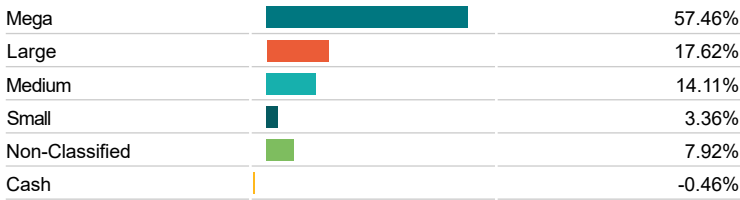
Equity Sector Breakdown



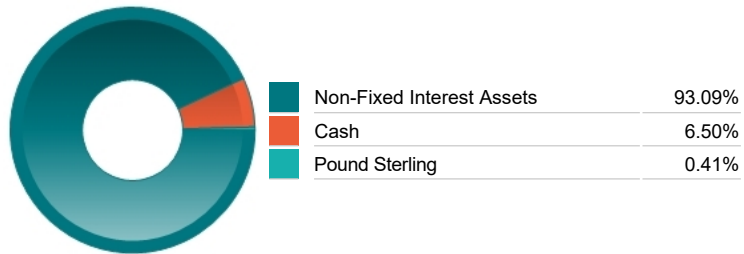
Top Country Breakdown



Breakdown By Market Cap (%)



Fixed Interest Currencies



Important Information

- The Industry Classification Benchmark is a product of FTSE International Limited and has been licensed for use.
- "Prudential" is a trading name of The Prudential Assurance Company Limited, which is registered in England and Wales. Registered office at 10 Fenchurch Avenue, London EC3M 5AG. Registered number 15454. Authorised by the Prudential Regulation Authority and regulated by the Financial Conduct Authority and the Prudential Regulation Authority.

Commentary

UK equities fell sharply in December, ending a disappointing year in 2018. The negative reception by Parliament to Prime Minister May's Brexit deal raised the perceived risk of both an election or a 'no deal' Brexit, both considered undesirable outcomes due to the potential negative impact on UK business prospects. Additionally, more cautious economic commentary from the Federal Reserve while flagging further rate hikes led to a more negative view of US economic prospects in 2019 and triggered sharp falls in US equities, further unsettling the UK market. Exposure to the financials and industrials sectors detracted from fund performance last month. Amongst the former, our holding in River & Mercantile lost ground as continued macroeconomic uncertainty raised concerns over the asset management group's earnings prospects. Similarly, amongst industrials both engineering group Melrose and BBA Aviation weakened on concerns over the outlook for the US economy and the continuing trade dispute with China, as both companies have substantial US earnings. Holdings in the technology and telecoms sectors made a positive contribution in December. Investors have reacted positively to recent management changes at accounting software group Sage, while shares in regional telecoms operator KCOM rebounded following a recent profits warning.

Important Information

- "Prudential" is a trading name of The Prudential Assurance Company Limited, which is registered in England and Wales. Registered office at 10 Fenchurch Avenue, London EC3M 5AG. Registered number 15454. Authorised by the Prudential Regulation Authority and regulated by the Financial Conduct Authority and the Prudential Regulation Authority.