

Benchmark

Benchmark	Markit iBoxx Sterling Non Gilts Overall
Sector	ABI Sterling Strategic Bond

Identification Codes

Sedol Code	B3RQ7K0
Mex Code	PUASTG
Isin Code	GB00B3RQ7K07
Citi Code	FN12

Fund Overview

Bid (11/08/2020)	197.30
Offer	n/a
Fund size (30/11/2019)	£3.45m
Underlying Fund size	£1685.26m
Number of holdings	153
Launch date	13/07/2009

Fund Charges

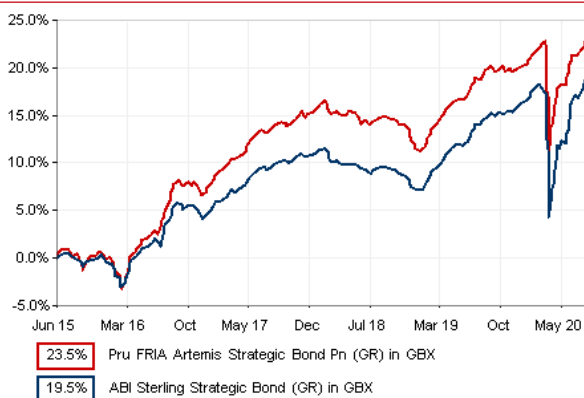
Annual Management Charge (AMC)	1.30%
Further Costs	0.09%
Yearly Total	1.39%

Aims

Objective: The investment strategy of the fund is to purchase units in the Artemis Strategic Bond Fund - the underlying fund.

Underlying Fund Objective: The fund aims to achieve a combination of income and capital growth by investing predominantly in fixed income markets but may selectively invest in other markets. Equal emphasis is given to the security of capital and income although from time to time one may take prominence over the other in accordance with the strategy being pursued.

Performance



Discrete performance - to last month end

	31/07/15 to 31/07/16	31/07/16 to 31/07/17	31/07/17 to 31/07/18	31/07/18 to 31/07/19	31/07/19 to 31/07/20
Fund	5.0%	7.4%	0.5%	3.9%	3.4%
Sector	3.5%	5.6%	-0.4%	4.5%	3.9%
Rank	46/143	51/146	43/147	77/147	74/150
Quartile	2	2	2	3	2

Annualised performance

	Annualised		
	3 Years to 31/07/20	5 Years to 31/07/20	10 Years to 31/07/20
Fund	2.6%	4.0%	5.3%
Sector	2.7%	3.4%	4.8%
Rank	69/147	42/143	57/108
Quartile	2	2	3

Fund Managers



Name: James Foster Alex Ralph
 Manager of the underlying fund for: 15 years, 1 months 15 years, 1 months

Ratings

FE Crown



Important Information

- Some funds may invest in 'underlying' funds or other investment vehicles. The performance of our fund, compared to what it's invested in won't be exactly the same. That can be due to additional charges, cash management (needed to help people to enter and leave our fund when they want), tax and the timing of investments (this is known as a fund's dealing cycle, it varies between managers and can be several days).
- Source of portfolio data: FundsLibrary. Source of performance data: Financial Express (FE). We can't predict the future. Past performance isn't a guide to future performance. The figures shown are intended only to demonstrate performance history of the fund, after allowing for the impact of fund charges and further costs, but take no account of product charges, or any Annual Management Charge paid for by the deduction of units. Charges and further costs may vary in the future and may be higher than they are now. Fund performance is based upon the movement of the daily price and is shown as total return in GBP with gross income reinvested. The value of your investment can go down as well as up so you might get back less than you put in.
- This factsheet is for information purposes only. If there is information or terminology included that you would like to discuss, then please contact an adviser. Investors should refer to their policy documentation and supporting brochures for fund availability, investment strategy, any product information and charges. Every care has been taken in populating this output, however it must be appreciated that neither FundsLibrary, Prudential nor their sources guarantee the accuracy, adequacy or completeness of this information or make any warranties regarding results from its usage.

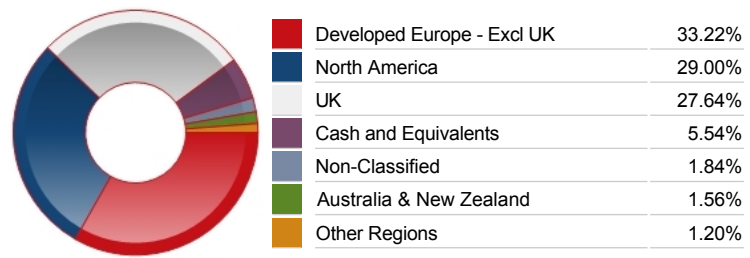
Top 10 Holdings

Name	% Weight	Sector	Country
1 US TREASURY N/B 1.25% 08/31/2024	14.51%	Bonds	United States
2 US TREASURY N/B 1.5% 02/15/2030	3.38%	Bonds	United States
3 US TREASURY N/B 1.625% 09/30/2026	3.09%	Bonds	United States
4 BNP PARIBAS 1.875% 12/14/2027	1.01%	Bonds	France
5 LA POSTE SA 3.125% PERP	1.00%	Bonds	France
6 HSBC BANK PLC 1.1875%	0.95%	Non-Classified	United Kingdom
7 COMCAST CORP 1.5% 02/20/2029	0.94%	Bonds	United States
8 TESCO PLC 6.15% 11/15/2037	0.93%	Bonds	United Kingdom
9 WELLS FARGO & COMPANY 2.5% 05/02/2029	0.88%	Bonds	United States
10 ELECTRICITE DE FRANCE SA CALLABLE MEDIUM TERM NOTE VARIABLE 31/DEC/2049 GBP 100000	0.88%	Non-Classified	France

Asset Allocation



Regional Allocation



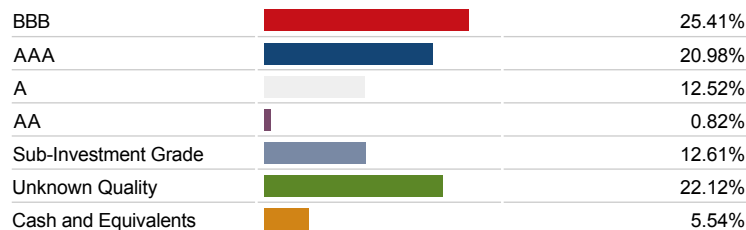
Bond Sector Breakdown



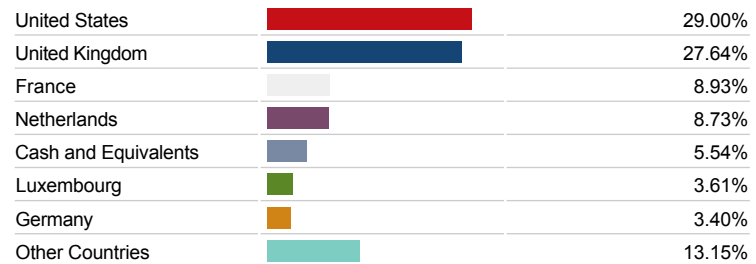
Breakdown By Market Cap (%)




Fixed Interest Quality Profile



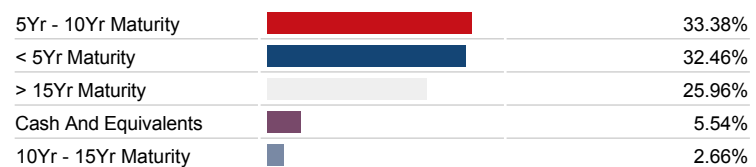
Top Country Breakdown



Fixed Interest Currencies



Fixed Interest Maturity Profile



Important Information

- The Industry Classification Benchmark is a product of FTSE International Limited and has been licensed for use.
- "Prudential" is a trading name of The Prudential Assurance Company Limited (PACL), which is registered in England and Wales. Registered office at 10 Fenchurch Avenue, London EC3M 5AG. Registered number 15454. Authorised by the Prudential Regulation Authority and regulated by the Financial Conduct Authority and the Prudential Regulation Authority. Prudential Retirement Income Limited is registered in Scotland. Registered office at Craigforth, Stirling FK9 4UE. Registered number SCO47842. Authorised by the Prudential Regulation Authority and regulated by the Financial Conduct Authority and the Prudential Regulation Authority.