

## Benchmark

Benchmark	-
-----------	---

## Identification Codes

Sedol Code	BS82CH4
Mex Code	-
Isin Code	IE000EARZV71
Citi Code	AHVZC

## Fund Overview

Mid (21/08/2025)	£11.79
Historic yield	-
Fund size (31/08/2024)	£109.57m
Number of holdings	338
Ongoing Charges	0.50%
Launch date	-

## Fund Charges

Entry Charge	0.00%
Ongoing Charges	0.50%

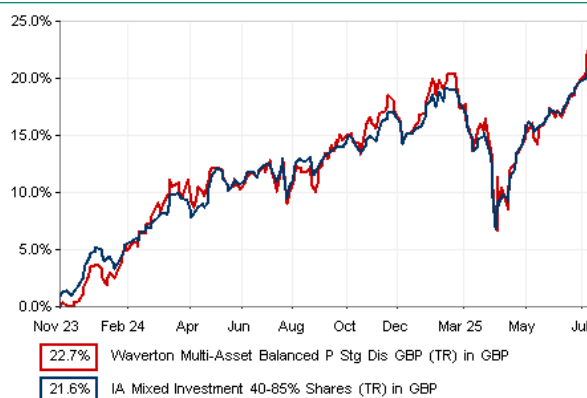
## Fund Background

Valuation frequency	-
Valuation point	-
Fund type	Not Applicable
Launch price	-
Fund currency	Pound Sterling
Fund domicile	-
ISA allowable	-
SIPP allowable	-

## Dealing

Minimum Investment	-
Minimum Top Up	-
Minimum Regular Saving	-
Settlement Period: Buy	3 days
Settlement Period: Sell	3 days
Pricing Basis	Forward
Dealing Decimals	-

## Performance




## Discrete performance - to last month end

	31/07/20 to 31/07/21	31/07/21 to 31/07/22	31/07/22 to 31/07/23	31/07/23 to 31/07/24	31/07/24 to 31/07/25
Fund	n/a	n/a	n/a	n/a	10.2%
Sector	17.9%	-4.4%	1.5%	10.6%	8.1%
Rank	n/a	n/a	n/a	n/a	68/223
Quartile	n/a	n/a	n/a	n/a	2

## Annualised performance

	Annualised		
	3 Years to 31/07/25	5 Years to 31/07/25	10 Years to 31/07/25
Fund	n/a	n/a	n/a
Sector	6.7%	6.5%	5.7%
Rank	n/a	n/a	n/a
Quartile	n/a	n/a	n/a

## Fund Managers



Name:	James Mee	Matthew Parkinson
Manager for:	1 years, 9 months	1 years, 9 months

## Group Details

Group name	Waverton Investment Funds plc
Group address	Waverton Investment Management Ltd 16 Babmaes Street London SW1Y 6AH
Group telephone	020 7484 7484
Dealing telephone	-
Email	platformsandvendors@waverton.co.uk
Homepage	www.waverton.co.uk
Fax number	-

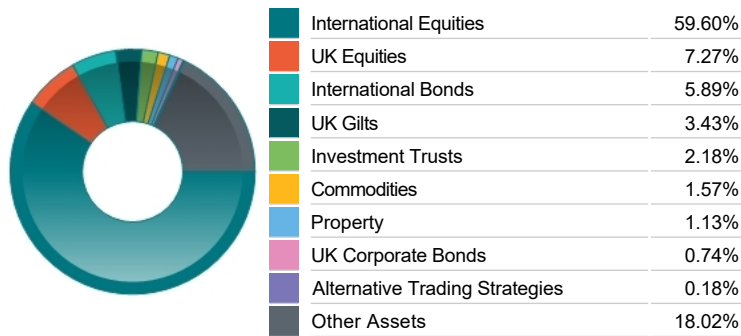
## Important Information

- Source of portfolio data: Broadridge. Source of performance data: FE fundinfo. We can't predict the future. Past performance isn't a guide to future performance. The figures shown are intended only to demonstrate performance history of the fund, after allowing for the impact of ongoing charges, but take no account of product charges. Ongoing charges may vary in the future and may be higher than they are now. Fund performance is based upon the movement of the daily price and is shown as total return in GBP with income reinvested. The value of your investment can go down as well as up so you might get back less than you put in.
- This factsheet is for information purposes only. If there is information or terminology included that you would like to discuss, then please contact an adviser. Investors should refer to their policy documentation and supporting brochures for fund availability, investment strategy, any product information and charges. Every care has been taken in populating this output, however it must be appreciated that neither Broadridge, Prudential nor their sources guarantee the accuracy, adequacy or completeness of this information or make any warranties regarding results from its usage

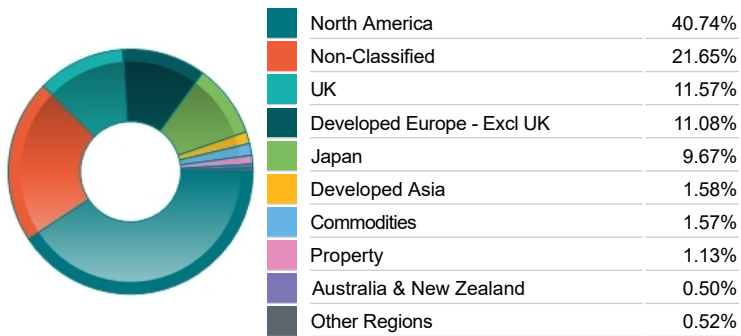
Top 10 Holdings

Name	% Weight	Sector	Country
1 HITACHI	2.47%	General Industrials	Japan
2 1% Treasury 2039	2.44%	Bonds	United Kingdom
3 INDUSTRIA DE DISENO TEXTIL SA	2.32%	Retailers	Spain
4 AMAZON.COM	2.28%	Retailers	United States
5 USA 1.125% 23-15.01.33/INFL	2.26%	Bonds	United States
6 SHELL	2.16%	Non-Renewable Energy	United Kingdom
7 BNP PARIBAS 0% 26.9.25 RC/BSKT	2.16%	Non-Classified	Non-Classified
8 CANADIAN PACIFIC RAILWAY COMPANY	1.96%	Industrial Transportation	Canada
9 QUALCOMM INCORPORATED	1.92%	Technology Hardware & Equipment	United States
10 THERMO FISHER SCIENTIFIC	1.89%	Medical Equipment & Services	United States

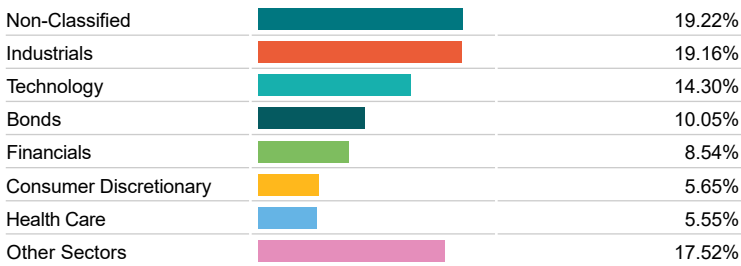
Asset Allocation



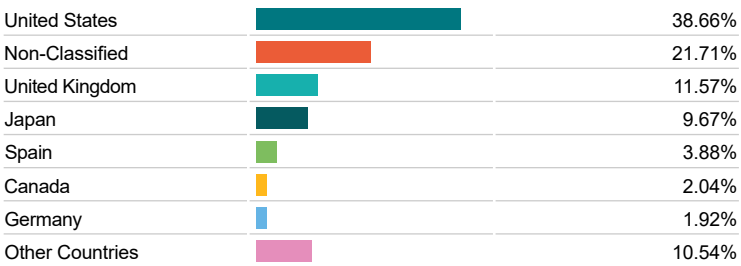
Regional Allocation



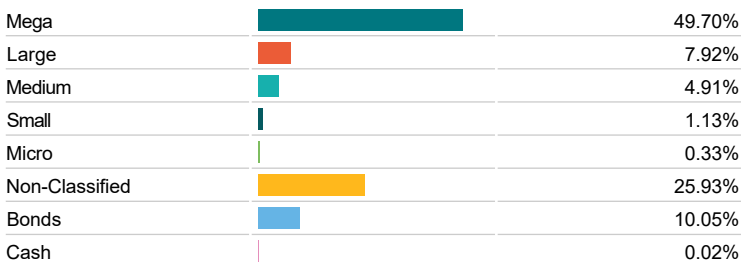
Equity Sector Breakdown



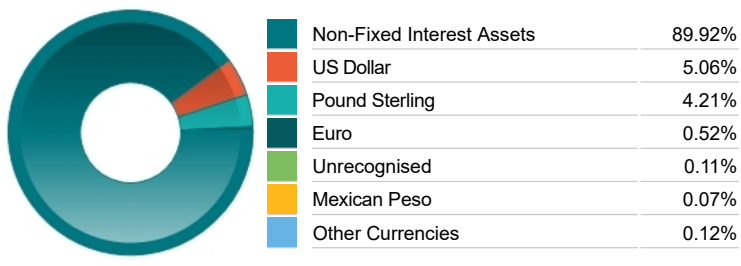
Top Country Breakdown



Breakdown By Market Cap (%)



Fixed Interest Currencies



Important Information

- The Industry Classification Benchmark is a product of FTSE International Limited and has been licensed for use.
- "Prudential" is a trading name of The Prudential Assurance Company Limited, which is registered in England and Wales. Registered office at 10 Fenchurch Avenue, London EC3M5AG. Registered number 15454. Authorised by the Prudential Regulation Authority and regulated by the Financial Conduct Authority and the Prudential Regulation Authority.