

Benchmark

Benchmark	Composite Index
Sector	OI Mixed Investment 20-60% Shares

Identification Codes

Sedol Code	B06HQ40
Mex Code	SBPIGL
Isin Code	IE00B06HQ402
Citi Code	VY68

Fund Overview

Bid (16/08/2022)	3.63
Offer (16/08/2022)	3.82
Fund size (30/06/2022)	£0.59m
Underlying Fund size	£367.94m
Number of holdings	3126
Launch date	06/04/2005

Fund Charges

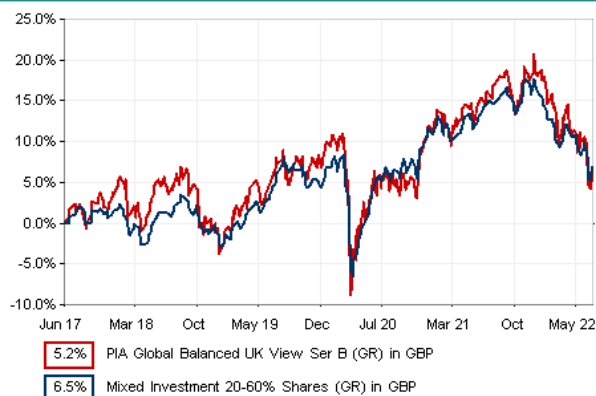
Annual Management Charge (AMC)	1.20%
Further Costs	0.03%
Yearly Total	1.23%

Aims

Objective: The fund aims to maximise long-term growth (the combination of income and growth of capital).

Fund Investments: The fund will invest in a portfolio of international equity funds, international (including UK) fixed income funds and cash. The fund is denominated in sterling.

Performance




Discrete performance - to last month end

	31/07/17 to 31/07/18	31/07/18 to 31/07/19	31/07/19 to 31/07/20	31/07/20 to 31/07/21	31/07/21 to 31/07/22
Fund	4.8%	2.3%	-4.0%	11.7%	-6.2%
Sector	2.0%	5.1%	-2.4%	8.9%	-5.1%
Rank	38/212	178/233	167/243	89/260	170/271
Quartile	1	4	3	2	3

Annualised performance

	Annualised		
	3 Years to 31/07/22	5 Years to 31/07/22	10 Years to 31/07/22
Fund	0.2%	1.5%	6.2%
Sector	0.3%	1.6%	3.9%
Rank	145/243	132/212	30/141
Quartile	3	3	1

Fund Managers



Name: M&G Treasury & Investment Office
 Manager of the underlying fund for: 28 years, 1 months

Ratings

FE Crown



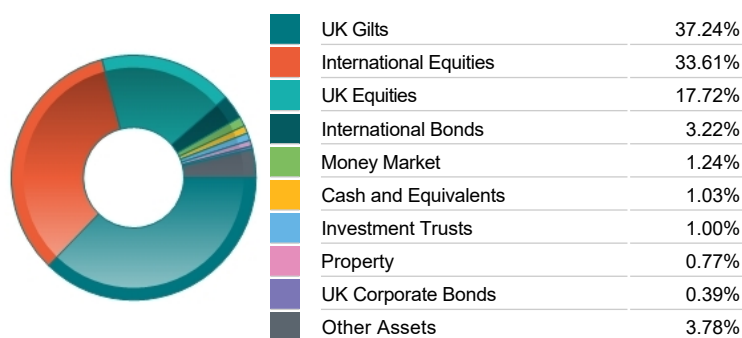
Important Information

- Because of changes in exchange rates the value of your investment, as well as any money you take from it, can go down as well as up.
- Some funds may invest in 'underlying' funds or other investment vehicles. The performance of our fund, compared to what it's invested in won't be exactly the same. That can be due to additional charges, cash management (needed to help people to enter and leave our fund when they want), tax and the timing of investments (this is known as a fund's dealing cycle, it varies between managers and can be several days).
- Source of portfolio data: Broadridge. Source of performance data: FE fundinfo. We can't predict the future. Past performance isn't a guide to future performance. The figures shown are intended only to demonstrate performance history of the fund, after allowing for the impact of fund charges and further costs, but take no account of product charges, or any Annual Management Charge paid for by the deduction of units. Charges and further costs may vary in the future and may be higher than they are now. Fund performance is based upon the movement of the daily price and is shown as total return in the fund's currency of denomination with gross income reinvested. The value of your investment can go down as well as up so you might get back less than you put in.
- This factsheet is for information purposes only. If there is information or terminology included that you would like to discuss, then please contact an adviser. Investors should refer to their policy documentation and supporting brochures for fund availability, investment strategy, any product information and charges. Every care has been taken in populating this output, however it must be appreciated that neither Broadridge, Prudential nor their sources guarantee the accuracy, adequacy or completeness of this information or make any warranties regarding results from its usage.

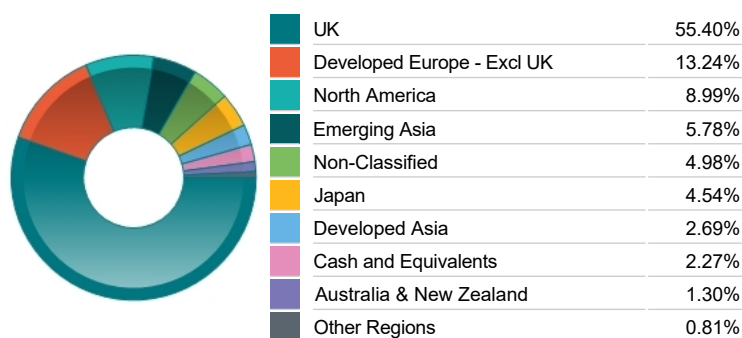
Top 10 Holdings

Name	% Weight	Sector	Country
1 5% Treasury Gilt 2035	8.49%	Bonds	United Kingdom
2 1¼% Treasury Gilt 2037	5.86%	Bonds	United Kingdom
3 ¾% Treasury Gilt 2025	4.41%	Bonds	United Kingdom
4 ½% Treasury Gilt 2024	3.85%	Bonds	United Kingdom
5 4¼% Treasury Gilt 2049	3.69%	Bonds	United Kingdom
6 ¾% Treasury Gilt 2023	2.65%	Bonds	United Kingdom
7 ¾% Treasury Gilt 2044	2.40%	Bonds	United Kingdom
8 KFW 1.375% 15/12/2025	2.21%	Bonds	Germany
9 4 1/2 Treasury 2034	1.81%	Bonds	United Kingdom
10 UK CONV GILT 1.125% 22/10/2073	1.75%	Non-Classified	Non-Classified

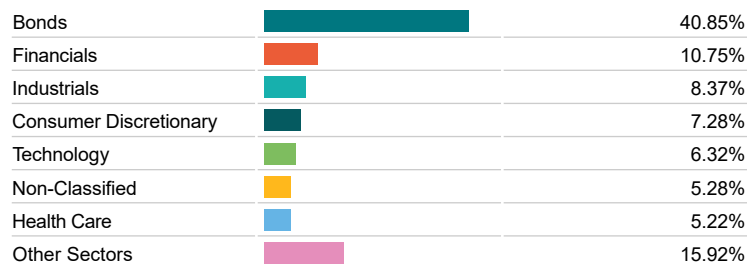
Asset Allocation



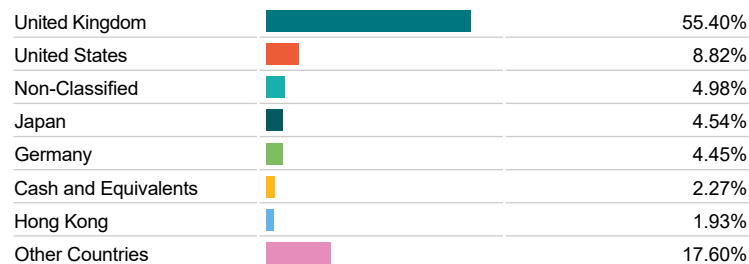
Regional Allocation



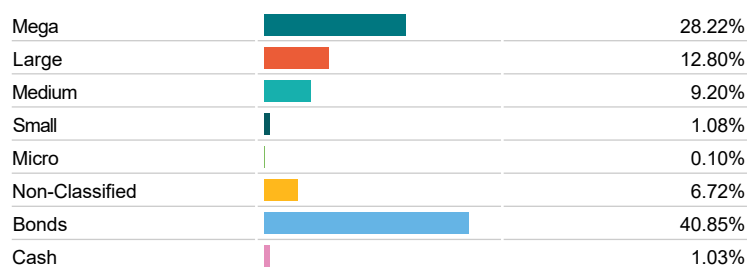
Equity Sector Breakdown



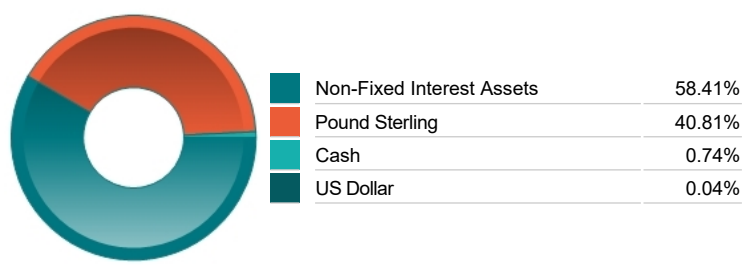
Top Country Breakdown



Breakdown By Market Cap (%)



Fixed Interest Currencies



Important Information

- Because of changes in exchange rates the value of your investment, as well as any money you take from it, can go down as well as up.
- The Industry Classification Benchmark is a product of FTSE International Limited and has been licensed for use.
- The registered office of Prudential International is in Ireland at Montague House, Adelaide Road, Dublin 2. Prudential International is a marketing name of Prudential International Assurance plc, a life assurance company operating from Ireland. Registration No. 209956. Prudential International Assurance plc is authorised and regulated by the Central Bank of Ireland and in the context of its UK regulated activities only, is deemed authorised by the Prudential Regulation Authority and subject to regulation by the Financial Conduct Authority and limited regulation by the Prudential Regulation Authority. Details of the Temporary Permissions Regime, which allows EEA-based firms to operate in the UK for a limited period while seeking full authorisation, are available on the Financial Conduct Authority's website. Prudential International is part of the same corporate group as The Prudential Assurance Company Limited. Both The Prudential Assurance Company Limited and Prudential International are direct and indirect subsidiaries respectively of M&G plc, a company incorporated in the United Kingdom. The Prudential Assurance Company Limited is not affiliated in any manner with Prudential Financial, Inc, a company whose principal place of business is in the United States of America or Prudential plc, an international group incorporated in the United Kingdom.