

Benchmark

A target for the Fund's performance has been set by reference to the UK Consumer Price Index (CPI) +1.5% (the "Index") over a seven year period.

Benchmark	Target
Category	Unclassified
IA Sector	Unclassified

Identification Codes

Sedol Code	BKWGB57
Mex Code	-
Isin Code	GB00BKWGB574
Citi Code	BONQ

Fund Overview

Mid (02/04/2026)	131.63p
Historic yield	1.47%
Fund size (28/02/2026)	£368.35m
Number of holdings	11619
Ongoing Charges	0.68%
Launch date	20/07/2020

Fund Charges

Entry Charge	0.00%
Ongoing Charges	0.68%

Fund Background

Valuation frequency	Daily
Valuation point	12:00
Fund type	OEIC
Launch price	£1.00
Fund currency	Pound Sterling
Fund domicile	United Kingdom
ISA allowable	Yes
SIPP allowable	Yes

Dealing

Minimum Investment	-
Minimum Top Up	-
Minimum Regular Saving	-
Settlement Period: Buy	4 days
Settlement Period: Sell	4 days
Pricing Basis	Forward
Dealing Decimals	3

Distribution Dates

Ex dividend date(s)	Income payment date(s)
31 March	31 May
30 September	30 November

Aims

The investment objective of the Fund is to deliver total returns (comprised of income and capital growth) of the Consumer Prices Index + 1.5% over the long term (7 years) (net of management fees and underlying fund charges). Capital is in fact at risk and there is no guarantee that a positive return will be achieved over a seven year, or any, period.

Performance




Discrete performance - to last month end

	31/03/21 to 31/03/22	31/03/22 to 31/03/23	31/03/23 to 31/03/24	31/03/24 to 31/03/25	31/03/25 to 31/03/26
Fund	4.7%	-5.3%	8.9%	3.3%	8.2%

Annualised performance

	Annualised		
	3 Years to 31/03/26	5 Years to 31/03/26	10 Years to 31/03/26
Fund	6.8%	3.8%	n/a

Fund Managers



Name: Scott Osborne
 Manager for: 5 years, 8 months

Ratings

FE Crown 👑👑👑👑👑

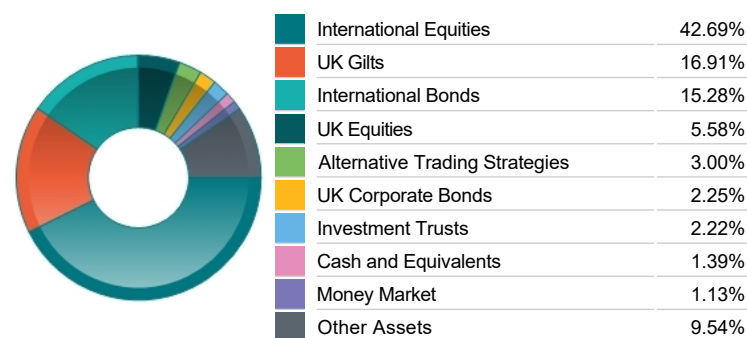
Group Details

Group name	Valu-Trac
Group address	Valu-Trac Investment Management Limited Orton, Fochabers Moray Scotland IV32 7QE
Group telephone	01343 880217
Dealing telephone	-
Email	-
Homepage	www.valu-trac.com/index.php
Fax number	-

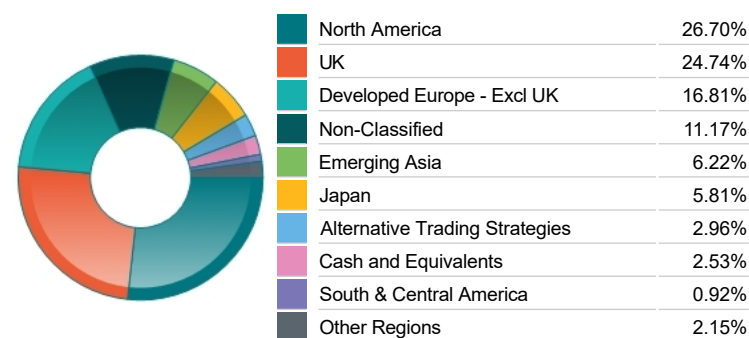
Top 10 Holdings

Name	% Weight	Sector	Country
1 4¾% Treasury Gilt 2043	3.93%	Bonds	United Kingdom
2 4¾% Treasury Gilt 2054	3.00%	Bonds	United Kingdom
3 4¾% Treasury Gilt 2040	2.99%	Bonds	United Kingdom
4 5¾% Treasury Gilt 2056	2.96%	Bonds	United Kingdom
5 BlackRock European Absolute Alpha Class D	2.96%	Non-Classified	Alternative Trading Strategies
6 Goldman Sachs USD CMT 10 Daily Range Accrual 9.20%	1.84%	Bonds	Germany
7 Natixis 1474 EuroStoxx Banks Reverse Convertible (8% p.a.) MTN	1.60%	Bonds	Luxembourg
8 Credit Agricole EuroStoxx Banks Income Autocall (2.215% Quarterly) Note	1.43%	Bonds	Luxembourg
9 Goldman Sachs USD CMT 10 Daily Range Accrual 10.0%	1.39%	Bonds	Germany
10 NVIDIA CORPORATION	1.23%	Technology Hardware & Equipment	United States

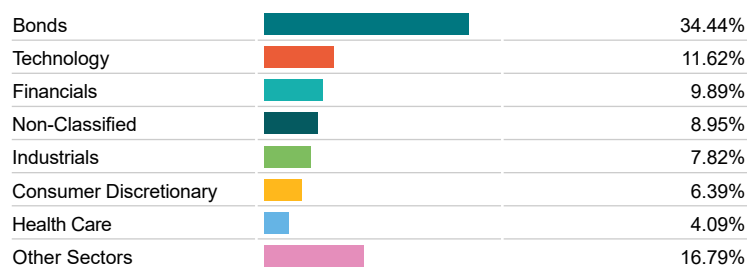
Asset Allocation



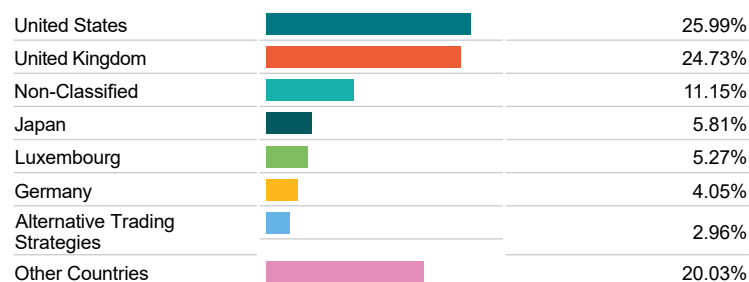
Regional Allocation



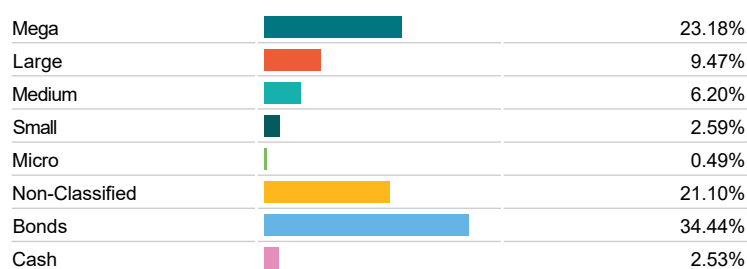
Bond Sector Breakdown



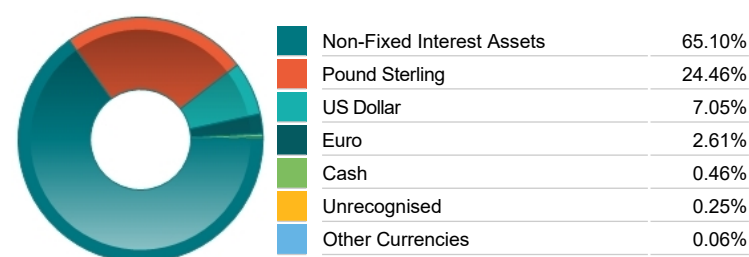
Top Country Breakdown



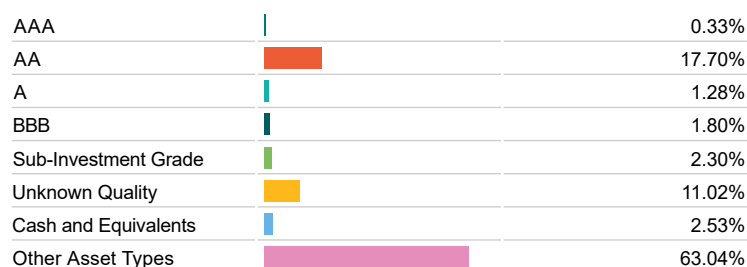
Breakdown By Market Cap (%)



Fixed Interest Currencies



Fixed Interest Quality Profile



Fixed Interest Maturity Profile

