

Benchmark

Benchmark	FTSE All-World Developed Europe ex UK Index Net
Benchmark Category	-
IA Sector	Europe Excluding UK

Identification Codes

Sedol Code	B845HL6
Mex Code	C5EDNA
Isin Code	GB00B845HL62
Citi Code	GPUK

Fund Overview

Mid (28/05/2025)	419.90p
Historic yield	1.56%
Fund size (30/04/2025)	£617.55m
Number of holdings	261
Ongoing Charges	0.85%
Launch date	08/10/2012

Fund Charges

Entry Charge	0.00%
Ongoing Charges	0.85%

Fund Background

Valuation frequency	Daily
Valuation point	12:00
Fund type	ICVC
Launch price	£0.50
Fund currency	Pound Sterling
Fund domicile	United Kingdom
ISA allowable	Yes
SIPP allowable	Yes

Dealing

Minimum Investment	£5000000
Minimum Top Up	£100000
Minimum Regular Saving	-
Settlement Period: Buy	3 days
Settlement Period: Sell	3 days
Pricing Basis	Forward
Dealing Decimals	3

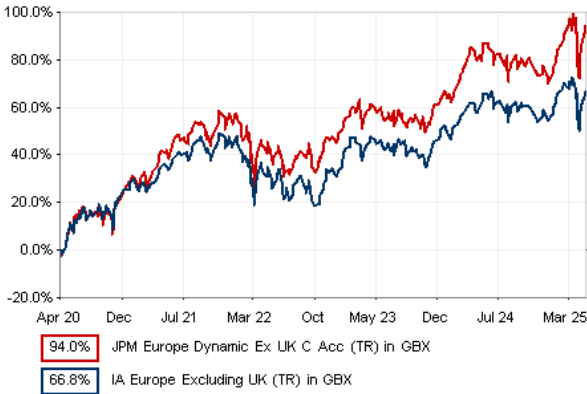
Distribution Dates

Ex dividend date(s)	Income payment date(s)
01 February	30 April

Aims

To maximise long-term capital growth by investing primarily in continental European equities.

Performance



Discrete performance - to last month end

	30/04/20 to 30/04/21	30/04/21 to 30/04/22	30/04/22 to 30/04/23	30/04/23 to 30/04/24	30/04/24 to 30/04/25
Fund	40.5%	1.3%	12.1%	14.2%	6.5%
Sector	35.5%	-2.6%	10.9%	9.3%	4.3%
Rank	24/118	28/122	57/126	15/127	52/128
Quartile	1	1	2	1	2

Annualised performance

	Annualised		
	3 Years to 30/04/25	5 Years to 30/04/25	10 Years to 30/04/25
Fund	10.9%	14.2%	9.0%
Sector	8.1%	10.8%	7.6%
Rank	29/126	17/118	12/95
Quartile	1	1	1

Fund Managers



Name:	Alex Whyte	Jonathan Ingram	Blake Crawford
Manager for:	6 years, 1 months	18 years, 2 months	11 years, 9 months

Ratings

FE Crown



Group Details

Group name	JPMorgan Asset Management
Group address	60 Victoria Embankment London EC4Y 0JP United Kingdom
Group telephone	0800 727 770
Dealing telephone	0207 742 9909
Email	ifaenquiry@jpmorgan.com
Homepage	www.jpmorganassetmanagement.com/
Fax number	0207 742 9010

Important Information

- Source of portfolio data: Broadridge. Source of performance data: FE fundinfo. We can't predict the future. Past performance isn't a guide to future performance. The figures shown are intended only to demonstrate performance history of the fund, after allowing for the impact of ongoing charges, but take no account of product charges. Ongoing charges may vary in the future and may be higher than they are now. Fund performance is based upon the movement of the daily price and is shown as total return in GBP with income reinvested. The value of your investment can go down as well as up so you might get back less than you put in.
- This factsheet is for information purposes only. If there is information or terminology included that you would like to discuss, then please contact an adviser. Investors should refer to their policy documentation and supporting brochures for fund availability, investment strategy, any product information and charges. Every care has been taken in populating this output, however it must be appreciated that neither Broadridge, Prudential nor their sources guarantee the accuracy, adequacy or completeness of this information or make any warranties regarding results from its usage.

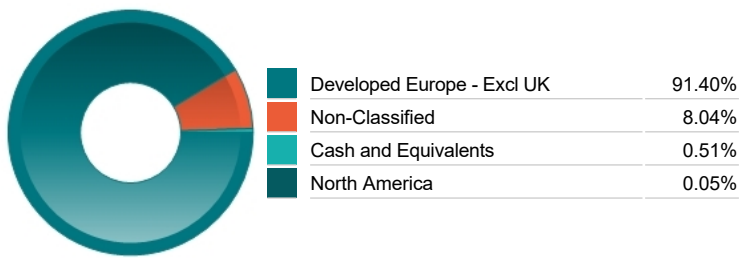
Top 10 Holdings

Name	% Weight	Sector	Country
1 SAP SE	5.27%	Software & Computer Services	Germany
2 NOVARTIS AG	3.61%	Pharmaceuticals & Biotechnology	Switzerland
3 ALLIANZ SE	3.27%	Non-life Insurance	Germany
4 ROCHE HOLDING AG	3.27%	Pharmaceuticals & Biotechnology	Switzerland
5 MUNCHENER RUCKVERSICHERUNGS AG	2.94%	Non-life Insurance	Germany
6 BANCO SANTANDER S.A.	2.75%	Banks	Spain
7 AIR LIQUIDE(L')	2.74%	Chemicals	Non-Classified
8 DEUTSCHE TELEKOM AG	2.60%	Telecommunications Service Providers	Germany
9 SIEMENS AKTIENGESELLSCHAFT	2.57%	General Industrials	Germany
10 ENGIE	2.45%	Gas, Water & Multi-utilities	France

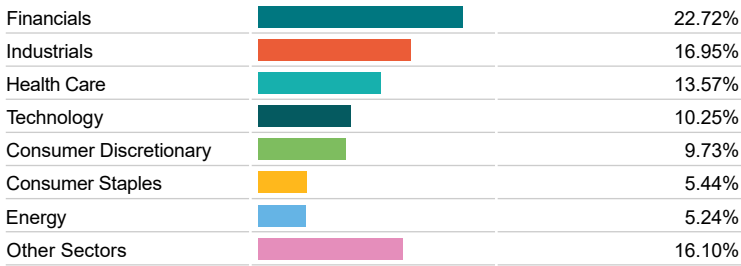
Asset Allocation



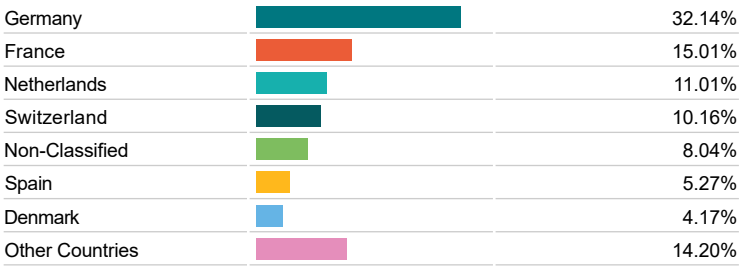
Regional Allocation



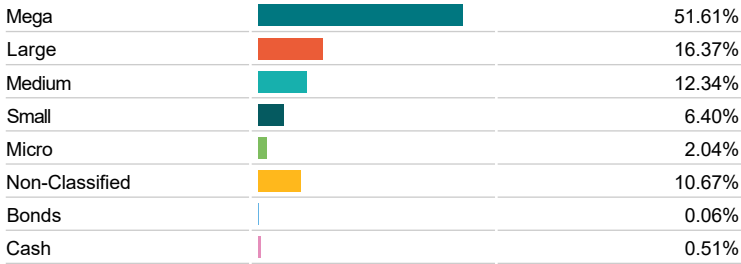
Equity Sector Breakdown



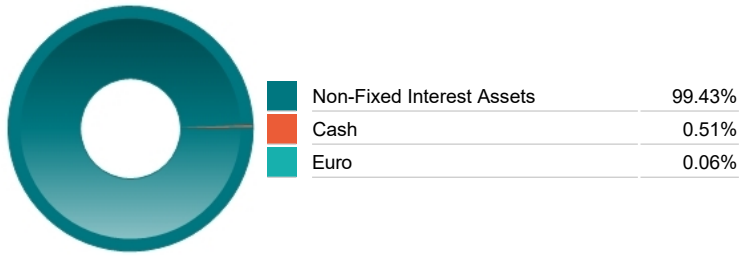
Top Country Breakdown



Breakdown By Market Cap (%)



Fixed Interest Currencies



Important Information

- The Industry Classification Benchmark is a product of FTSE International Limited and has been licensed for use.
- "Prudential" is a trading name of The Prudential Assurance Company Limited, which is registered in England and Wales. Registered office at 10 Fenchurch Avenue, London EC3M 5AG. Registered number 15454. Authorised by the Prudential Regulation Authority and regulated by the Financial Conduct Authority and the Prudential Regulation Authority.