

## Benchmark

Benchmark	Not Benchmarked
Benchmark Category	-
IA Sector	Volatility Managed

## Identification Codes

Sedol Code	B76WP69
Mex Code	DDHS34
Isin Code	GB00B76WP695
Citi Code	G1HD

## Fund Overview

Mid (07/04/2026)	294.30p
Historic yield	1.77%
Fund size (31/01/2026)	£6734.14m
Number of holdings	8415
Ongoing Charges	0.18%
Launch date	17/10/2011

## Fund Charges

Entry Charge	0.00%
Ongoing Charges	0.18%

## Fund Background

Valuation frequency	Daily
Valuation point	12:00
Fund type	OEIC
Launch price	£1.00
Fund currency	Pound Sterling
Fund domicile	United Kingdom
ISA allowable	Yes
SIPP allowable	Yes

## Dealing

Minimum Investment	-
Minimum Top Up	-
Minimum Regular Saving	-
Settlement Period: Buy	3 days
Settlement Period: Sell	3 days
Pricing Basis	Forward
Dealing Decimals	2

## Aims

To provide capital growth through investment in a broad range of asset classes across global markets. This is one of a range of actively managed Global Strategy Portfolios offered at five different risk levels. The Fund is rated as 3, where 1 is a lower level of risk and 5 is a higher level of risk. The Fund is managed with the aim of maximising returns in line with its agreed long term risk profile therefore any potential gains are likely to be limited by the risk profile of the Fund. To achieve its objective the Fund invests primarily in collective investment schemes, including exchange traded funds, which generally aim to track the performance of market indices. Such assets shall, in turn, invest in equities, fixed interest securities and property securities that make up the relevant index. The collective investment schemes that the Fund invests in will, where possible, be those managed or operated by the ACD or an associate of the ACD. Where this is not possible the Fund may invest in collective investment schemes operated by third party fund providers. The Fund may also invest directly in equities, fixed interest securities and property securities where exposure to an asset class can be adequately achieved with a relatively low number of holdings. The Fund may also invest in money market instruments, deposits and cash to manage day-to-day cash flow requirements. Additionally, the Fund may use exchange traded and over the counter derivatives and forward currency contracts for efficient portfolio management, including hedging, purposes and for investment purposes. Investing in derivatives for investment purposes means, in particular, maintaining positions in these investments for the long term rather than just for tactical short-term purposes.

## Performance




## Discrete performance - to last month end

	31/03/21 to 31/03/22	31/03/22 to 31/03/23	31/03/23 to 31/03/24	31/03/24 to 31/03/25	31/03/25 to 31/03/26
Fund	7.4%	-5.4%	12.7%	4.0%	10.5%
Sector	4.0%	-4.6%	9.6%	3.5%	10.1%
Rank	28/186	131/189	46/205	83/208	95/213
Quartile	1	3	1	2	2

## Annualised performance

	3 Years to 31/03/26	5 Years to 31/03/26	10 Years to 31/03/26
Fund	9.0%	5.6%	7.6%
Sector	7.7%	4.4%	5.5%
Rank	64/205	49/186	16/96
Quartile	2	2	1

## Fund Managers



Name: HSBC AMG Multi Asset Team  
 Manager for: 7 years, 6 months

## Ratings

FE Crown



## Group Details

Group name	HSBC Asset Management (Fund Services UK)
Group address	1st Floor 78 St James's Street London SW1A 1EJ
Group telephone	0800 181 890
Dealing telephone	0845 7456126
Email	adviser.services@hsbc.com

## Important Information

- Source of portfolio data: Broadridge. Source of performance data: FE fund info. We can't predict the future. Past performance isn't a guide to future performance. The figures shown are intended only to demonstrate performance history of the fund after allowing for the impact of ongoing charges, but take no account of product charges. Ongoing charges may vary in the future and may be higher than they are now. Fund performance is based upon the movement of the daily price and is shown as total return in GBP with income reinvested. The value of your investment can go down as well as up so you might get back less than you put in.
- This factsheet is for information purposes only. If there is information or terminology included that you would like to discuss, then please contact an adviser. Investors should refer to their policy documentation and supporting brochures for fund availability, investment strategy, any product information and charges. Every care has been taken in populating this output, however it must be appreciated that neither Broadridge, Prudential nor their sources guarantee the accuracy, adequacy or completeness of this information or make any warranties regarding results from its usage.

**Top 10 Fund Holdings**

Name	% Weight	Sector	Country
1 HSBC Global Funds ICAV - Globa INC	10.35%	Managed Funds	Managed Funds
2 HSBC Global Funds ICAV - US Treasury Bond UCIT INC	6.95%	Managed Funds	Managed Funds
3 HSBC ETF HSBC MSCI Emerging Markets UCITS ETF -	6.45%	Managed Funds	Managed Funds
4 HSBC ETF HSBC FTSE EPRA/NAREIT DEV UCITS ETF -	5.19%	Managed Funds	Managed Funds
5 US Corporate Bond Index Fund INC	4.72%	Managed Funds	Managed Funds
6 HSBC ETF HSBC S&P 500 UCITS ETF -	4.40%	Managed Funds	Managed Funds
7 ICF LONG GILT FUTURE Mar26	4.37%	Non-Classified	Non-Classified
8 HSBC Global Funds ICAV - Euro Government Bond INC	3.55%	Non-Classified	Ireland
9 HSBC Global Corporate Bond Index Class ZQH	2.33%	Managed Funds	Managed Funds
10 HSBC FTSE 100 Index Class I	2.28%	Managed Funds	Managed Funds

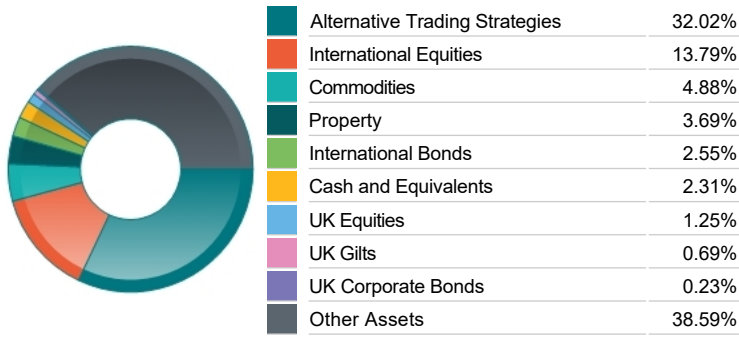
**Top 10 Holdings**

Name	% Weight	Sector	Country
1 ICF LONG GILT FUTURE Mar26	4.37%	Non-Classified	Non-Classified
2 EUX MSCI World Index Mar26	2.08%	Non-Classified	Non-Classified
3 MFM IBEX 35 INDX FUTR Feb26	1.67%	Non-Classified	Non-Classified
4 KFE KOREA 10YR BND FU Mar26	1.66%	Non-Classified	Non-Classified
5 TAIWAN SEMICONDUCTOR MANUFACTURING COMPANY LIMITED	0.80%	Technology Hardware & Equipment	Taiwan
6 EUX EURO-BUND FUTURE Mar26	0.73%	Non-Classified	Non-Classified
7 WELLTOWER	0.36%	Real Estate Investment Trusts	Direct Property and REITs
8 NVIDIA CORPORATION	0.34%	Technology Hardware & Equipment	United States
9 PROLOGIS	0.33%	Real Estate Investment Trusts	Direct Property and REITs
10 SAMSUNG ELECTRONICS CO. LTD	0.30%	Telecommunications Equipment	South Korea

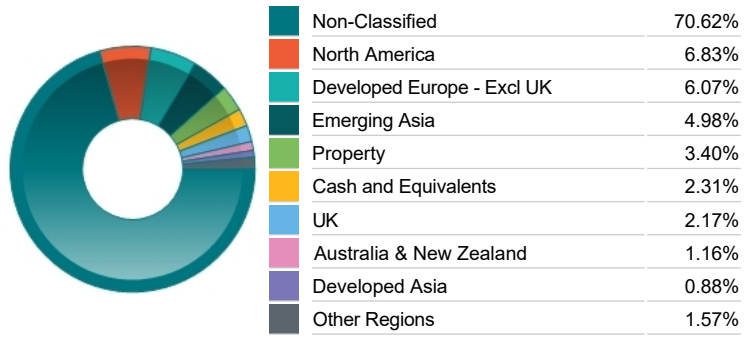
**Important Information**

- The Industry Classification Benchmark is a product of FTSE International Limited and has been licensed for use.
- "Prudential" is a trading name of The Prudential Assurance Company Limited, which is registered in England and Wales. Registered office at 10 Fenchurch Avenue, London EC3M5AG. Registered number 15454. Authorised by the Prudential Regulation Authority and regulated by the Financial Conduct Authority and the Prudential Regulation Authority.

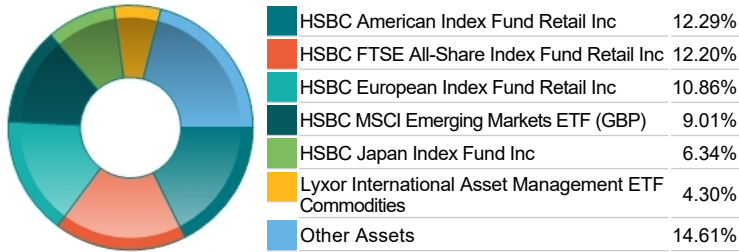
### Asset Allocation



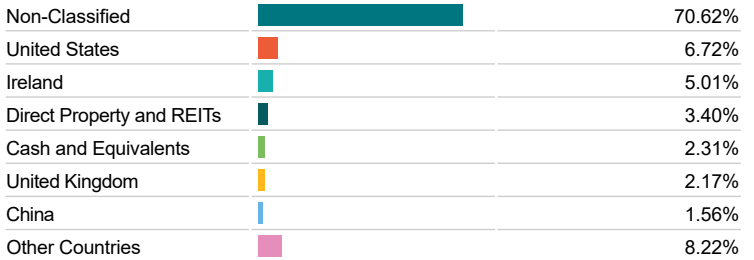
### Regional Allocation



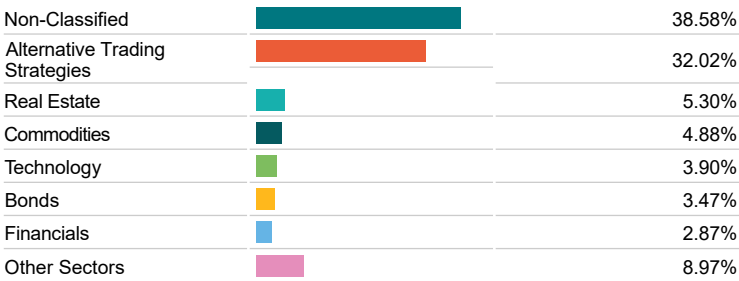
### Asset Allocation




### Top Country Breakdown



### Sector Breakdown



### Fixed Interest Currencies



### Breakdown By Market Cap (%)

