

Benchmark

Benchmark	Composite
Benchmark Category	-
IA Sector	Flexible Investment

Identification Codes

Sedol Code	BMGRW68
Mex Code	-
Isin Code	GB00BMGRW683
Citi Code	TYCQ

Fund Overview

Mid (17/05/2024)	215.44p
Historic yield	1.08%
Fund size (29/02/2024)	£534.72m
Number of holdings	3232
Ongoing Charges	0.84%
Launch date	-

Fund Charges

Entry Charge	0.00%
Ongoing Charges	0.84%

Fund Background

Valuation frequency	Daily
Valuation point	-
Fund type	OEIC
Launch price	-
Fund currency	Pound Sterling
Fund domicile	-
ISA allowable	Yes
SIPP allowable	Yes

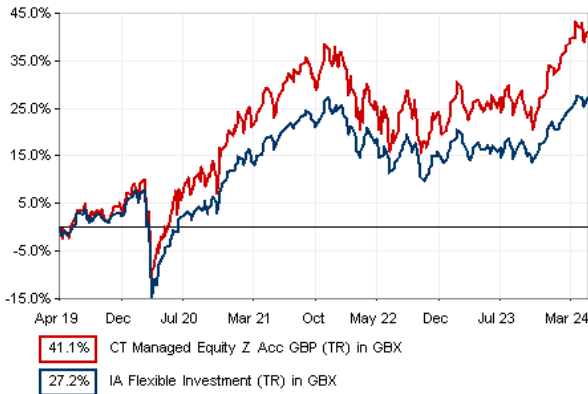
Dealing

Minimum Investment	-
Minimum Top Up	-
Minimum Regular Saving	-
Settlement Period: Buy	4 days
Settlement Period: Sell	4 days
Pricing Basis	Forward
Dealing Decimals	-

Aims

The Fund aims to achieve long term capital growth. It looks to outperform a composite index over rolling 3-year periods, after the deduction of charges. This composite index comprises: · 60% MSCI ACWI ex UK Index, · 25% FTSE All-Share Index, · 7% Bloomberg Barclays Global Aggregate ex GBP (GBP Hedged) Index, · 3% Bloomberg Barclays Sterling Aggregate Index, · 5% Sterling Overnight Index Average (SONIA) The Fund is actively managed, and invests at least 80% of its assets in other funds. The Fund usually invests in other Threadneedle funds, however, funds managed by companies outside the Threadneedle group may also be held, when this is considered appropriate. These funds may invest worldwide. The Fund focuses on investment in funds providing exposure to equities (company shares), with only limited exposure taken to bonds (including corporate and government bonds). The balance of the exposure to these different asset types may vary over time, however, equity exposure usually exceeds two-thirds of the Fund's value, under normal market conditions. The Fund may also hold money market instruments, deposits, cash, and near cash. Derivatives may be used with the aim of reducing risk or managing the Fund more efficiently, and up to 20% of the value of the Fund may be invested in funds that use derivatives for investment purposes. The composite index is representative of the Fund's investment exposure, and provides a suitably weighted target benchmark of global equities (excluding the UK), UK equities, investment grade bonds (hedged to sterling), investment grade sterling denominated bonds, and cash, against which Fund performance will be evaluated over time.

Performance



Discrete performance - to last month end

	30/04/19 to 30/04/20	30/04/20 to 30/04/21	30/04/21 to 30/04/22	30/04/22 to 30/04/23	30/04/23 to 30/04/24
Fund	0.1%	28.1%	-1.4%	-0.6%	12.2%
Sector	-4.2%	24.4%	-0.4%	-1.7%	9.1%
Rank	23/123	56/127	80/138	47/150	44/159
Quartile	1	2	3	2	2

Annualised performance

	Annualised		
	3 Years to 30/04/24	5 Years to 30/04/24	10 Years to 30/04/24
Fund	3.2%	7.1%	7.8%
Sector	2.2%	4.9%	5.9%
Rank	46/138	24/123	13/84
Quartile	2	1	1

Ratings

FE Crown



Group Details

Group name	Threadneedle
Group address	Cannon Place 78 Cannon Street London EC4N 6AG
Group telephone	0800 068 4000
Dealing telephone	0800 068 4000
Email	questions@service.columbiathreadneedle.co.uk
Homepage	www.columbiathreadneedle.com
Fax number	0800 068 4001

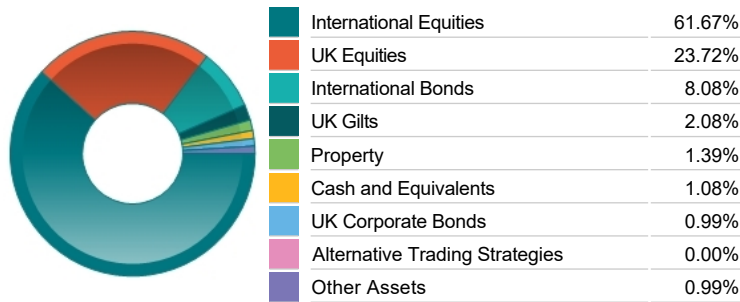
Top 10 Fund Holdings

Name	% Weight	Sector	Country
1 CT American Class XNA	17.93%	Managed Funds	Managed Funds
2 CT American Select Class XNA	14.51%	Managed Funds	Managed Funds
3 CT UK Class XNA	9.06%	Managed Funds	Managed Funds
4 CT UK Institutional Class XA	6.64%	Managed Funds	Managed Funds
5 CT Asia Class XNA	5.80%	Managed Funds	Managed Funds
6 CT Global Bond Class XGA	4.79%	Managed Funds	Managed Funds
7 CT Global Focus Class XA	4.36%	Managed Funds	Managed Funds
8 CT UK Equity Income Class XA	4.07%	Managed Funds	Managed Funds
9 CT Global Extended Alpha Class XNA	3.66%	Managed Funds	Managed Funds
10 CT Japan Class XNA	3.56%	Managed Funds	Managed Funds

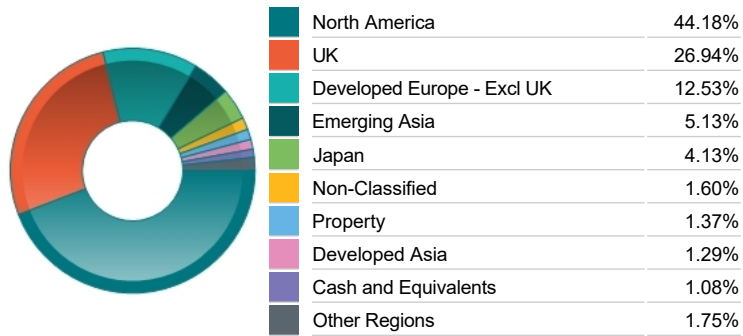
Top 10 Holdings

Name	% Weight	Sector	Country
1 MICROSOFT CORPORATION	3.00%	Software & Computer Services	United States
2 AMAZON.COM	1.76%	Retailers	United States
3 NVIDIA CORP	1.68%	Technology Hardware & Equipment	United States
4 LAM RESEARCH CORPORATION	1.60%	Technology Hardware & Equipment	United States
5 ALPHABET INC	1.08%	Software & Computer Services	United States
6 META PLATFORMS	1.07%	Software & Computer Services	United States
7 ASTRAZENECA	1.05%	Pharmaceuticals & Biotechnology	United Kingdom
8 RELX	1.05%	Media	United Kingdom
9 SHELL	1.04%	Non-Renewable Energy	United Kingdom
10 PROCTER & GAMBLE COMPANY(THE)	1.03%	Personal Care, Drug & Grocery Stores	United States

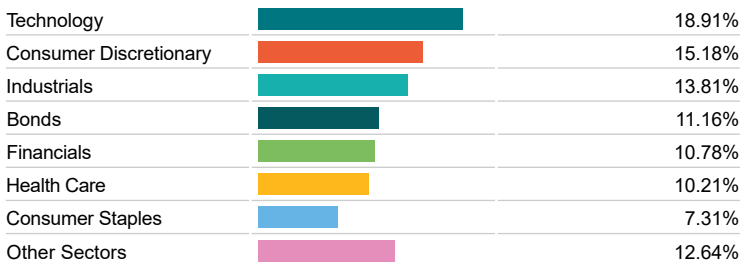
Asset Allocation



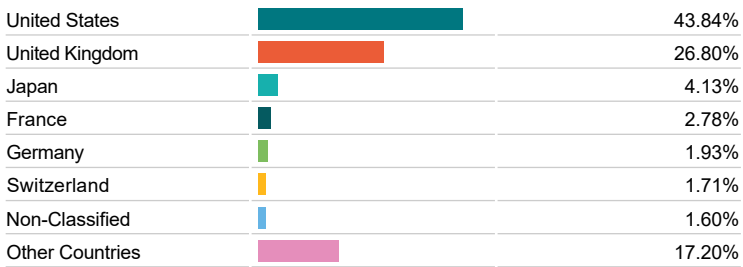
Regional Allocation



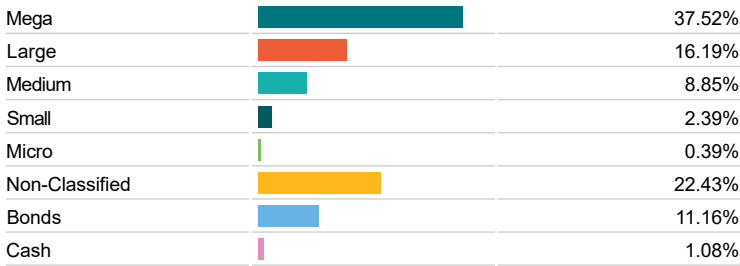
Sector Breakdown



Top Country Breakdown



Breakdown By Market Cap (%)



Fixed Interest Currencies

