

Aims

Objective: The investment strategy of the fund is to purchase units in the M&G PP Long-Dated Corporate Bond Fund - the underlying fund.

Underlying Fund Objective: The fund invests mainly in high quality sterling corporate bonds with over 15 years to maturity. The fund is actively managed against its benchmark, the iBoxx sterling Over 15 Years Non-Gilts Index. The fund may also hold UK government gilts and limited amounts of high yield and hedged non-sterling corporate bonds. Derivative instruments may be used for efficient portfolio fund management.

Performance Objective: To outperform the benchmark by 0.80% a year (before charges) on a rolling three year basis.

Benchmark

Benchmark	iBoxx Sterling Over 15 Years Non-Gilts Index
ABI Sector	Sterling Long Bond

Identification Codes

Sedol Code	3373204
Mex Code	PUMLDC
Isin Code	GB0033732040
Citi Code	P551

Fund Overview

Daily price (29/04/2025)	266.00
Fund size (31/03/2025)	£104.86m
Underlying Fund size	£317.51m
Number of holdings	206
Launch date	01/07/2003

Fund Charges

Annual Management Charge (AMC)	Please refer to the "Fund Guide" for your specific pension plan
--------------------------------	---

Performance



Discrete performance - to latest available quarter end

	31/03/20 to 31/03/21	31/03/21 to 31/03/22	31/03/22 to 31/03/23	31/03/23 to 31/03/24	31/03/24 to 31/03/25
Fund	8.8%	-7.5%	-21.4%	4.0%	-4.5%
Benchmark	9.2%	-8.3%	-23.2%	5.4%	-5.3%

Performance - to latest available quarter end

	Quarter 1 2025	3 Years to 31/03/25	5 Years to 31/03/25	10 Years to 31/03/25
Fund	-1.0%	-7.9%	-4.7%	0.5%
Benchmark	-1.4%	-8.5%	-5.1%	-0.3%

Prudential Risk Rating

Medium Risk

These funds may invest in multi-asset strategies with a higher weighting in equities (or with significant derivative use), while funds investing mainly in property, high yield or government bonds (such as UK Gilts) are also in this category.

These risk ratings have been developed by Prudential to help provide an indication of a fund's potential level of risk and reward based on the type of assets which may be held by the fund. Other companies may use different descriptions and as such these risk ratings should not be considered as generic across the fund management industry.

We regularly review our fund risk ratings, so they may change in the future. If, in our view, there is a material change in the fund's level of risk, for example due to a significant change to the assets held by the fund or in the way the fund is managed, we will provide information on the new risk rating. We recommend that you make sure you understand the risk rating of any fund before you invest.

You should also consider discussing your decision and the appropriateness of a fund's risk rating with an adviser.

Fund Managers



Name: Jamie Hamilton Mark Ellis
Manager of the underlying fund for: 24 years, 3 months 11 years, 2 months

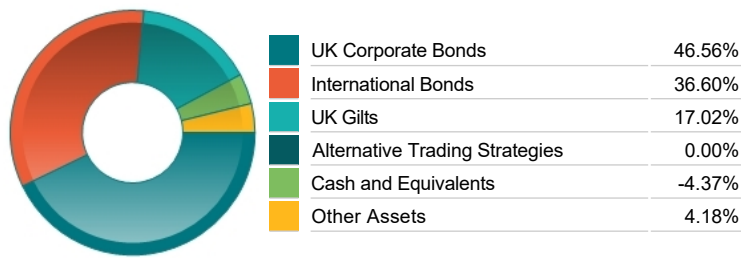
Important Information

- Because of changes in exchange rates the value of your investment, as well as any money you take from it, can go down as well as up.
- Some funds may invest in 'underlying' funds or other investment vehicles. The performance of our fund, compared to what it's invested in won't be exactly the same. That can be due to additional charges, cash management (needed to help people to enter and leave our fund when they want), tax and the timing of investments (this is known as a fund's dealing cycle, it varies between managers and can be several days).
- Source of portfolio data: Broadridge. Source of performance data: FE fundinfo. We can't predict the future. Past performance isn't a guide to future performance. The figures shown are intended only to demonstrate performance history of the fund, after allowing for the impact of fund charges and further costs, but take no account of any Annual Management Charge paid for by the deduction of units. Charges and further costs may vary in the future and may be higher than they are now. Fund performance is based upon the movement of the daily price and is shown as total return in GBP with gross income reinvested. The value of your investment can go down as well as up so you might get back less than you put in.
- This factsheet is intended for the trustees, sponsors, advisers and members of occupational pension schemes using Prudential group pension contracts and Prudential grouped personal pensions and Stakeholder pension contracts. Its purpose is to provide an insight into how investment markets and funds have performed over the period and is provided for information only. If you are not familiar with any of the investment terminology included, then please contact an adviser. Investors should refer to their scheme documentation (e.g. Fund Guide) for fund availability, investment strategy, any scheme information and charges. Every care has been taken in populating this output, however it must be appreciated that neither Broadridge, Prudential nor their sources guarantee the accuracy, adequacy or completeness of this information or make any warranties regarding results from its usage.

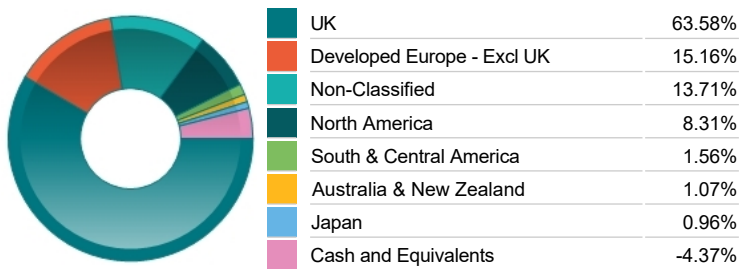
Top 10 Holdings

Name	% Weight	Sector	Country
1 3¼% Treasury Gilt 2044	7.69%	Bonds	United Kingdom
2 1½% Treasury Gilt 2047	3.56%	Bonds	United Kingdom
3 4¼% Treasury Gilt 2040	3.26%	Bonds	United Kingdom
4 ELECTRICITE DE FRANCE SA MTN RegS	2.89%	Bonds	France
5 1¼ % Treasury Gilt 2041	2.43%	Bonds	United Kingdom
6 THFC FUNDING NO 3 PLC MTN RegS	1.89%	Bonds	United Kingdom
7 SW (FINANCE) I PLC MTN RegS	1.56%	Non-Classified	Non-Classified
8 GDF SUEZ MTN RegS	1.32%	Bonds	France
9 AT&T INC	1.32%	Bonds	United States
10 MOTABILITY OPERATIONS GROUP PLC RegS	1.23%	Bonds	United Kingdom

Asset Allocation



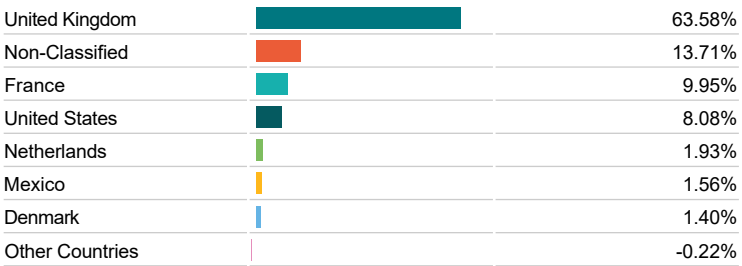
Regional Allocation



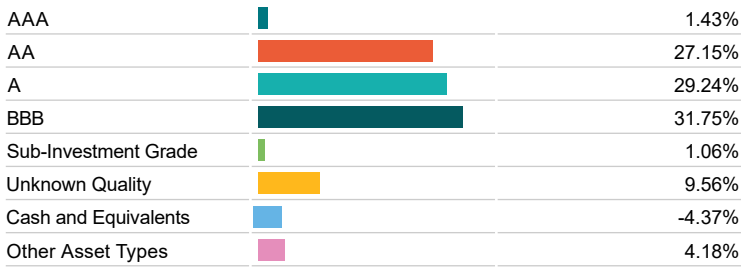
Bond Sector Breakdown



Top Country Breakdown



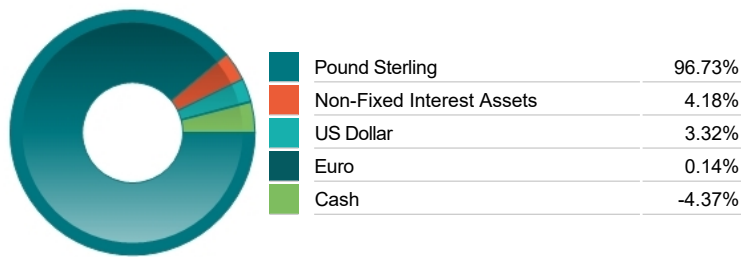
Fixed Interest Quality Profile



Fixed Interest Maturity Profile



Fixed Interest Currencies



Important Information

- Because of changes in exchange rates the value of your investment, as well as any money you take from it, can go down as well as up.
- The Industry Classification Benchmark is a product of FTSE International Limited and has been licensed for use.

Commentary

Performance as at Q4 2024 - The price of UK government bonds (gilts) fell 3.1% in the fourth quarter of 2024, outperforming US government bonds (Treasuries), in sterling terms. The yield of the 10-year UK gilt rose to 4.6%, from 4.0% at the end of September (bond yields and prices move in opposite directions). During the quarter, the UK Chancellor Rachel Reeves delivered what was largely considered a 'tax and spend' budget. Markets initially reacted negatively, with bond yields spiking before stabilising. Not only is the budget expected to dampen the UK's economic growth prospects, it is also likely to constrain the actions of the Bank of England (BoE) as it contained policies which could fuel inflation. The BoE cut interest rates by 25 basis points in November, before keeping them unchanged at its December meeting when it indicated a gradual approach to future interest rate cuts. Shorter-dated gilts outperformed longer-dated gilts in the period, while inflation-linked gilts were particularly weak. In contrast, UK corporate bonds were relatively resilient, declining 0.5%.

Source: M&G

Important Information

- Prudential' is a trading name of Prudential Pensions Limited. Prudential Pensions Limited is registered in England and Wales. Registered office at 10 Fenchurch Avenue, London EC3M 5AG. Registered number 992726. Authorised by the Prudential Regulation Authority and regulated by the Financial Conduct Authority and the Prudential Regulation Authority.