

Benchmark

Benchmark	IA Mixed Investment 20-60% Shares Sector
Benchmark Category	Comparator
IA Sector	Mixed Investment 20-60% Shares

Identification Codes

Sedol Code	B40RWN1
Mex Code	LGPEAO
Isin Code	GB00B40RWN10
Citi Code	GH6D

Fund Overview

Mid (17/05/2024)	267.40p
Historic yield	5.06%
Fund size (31/01/2024)	£621.02m
Number of holdings	2683
Ongoing Charges	1.09%
Launch date	05/11/2012

Fund Charges

Entry Charge	0.00%
Ongoing Charges	1.09%

Fund Background

Valuation frequency	Daily
Valuation point	12:00
Fund type	OEIC
Launch price	£1.00
Fund currency	Pound Sterling
Fund domicile	United Kingdom
ISA allowable	Yes
SIPP allowable	Yes

Dealing

Minimum Investment	£250000
Minimum Top Up	£25000
Minimum Regular Saving	-
Settlement Period: Buy	4 days
Settlement Period: Sell	4 days
Pricing Basis	Forward
Dealing Decimals	3

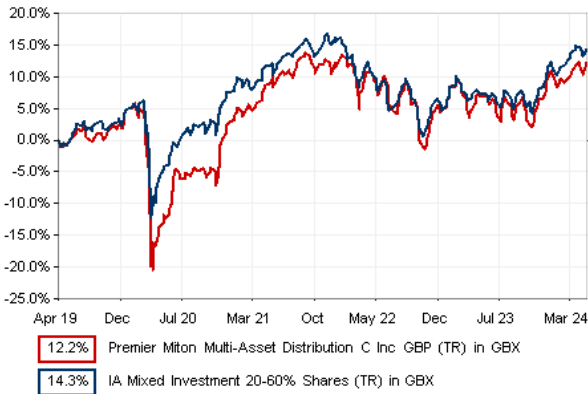
Distribution Dates

Ex dividend date(s)	Income payment date(s)
01 December	31 January
01 March	30 April
01 June	31 July
01 September	31 October

Aims

The objective of the fund is to provide income together with capital growth over the long-term, being five years or more. Five years is also the minimum recommended period for holding shares in this fund. This does not mean that the fund will achieve the objective over this, or any other, specific time period and there is a risk of loss to the original capital invested. Income will be paid four times a year as dividend distributions.

Performance




Discrete performance - to last month end

	30/04/19 to 30/04/20	30/04/20 to 30/04/21	30/04/21 to 30/04/22	30/04/22 to 30/04/23	30/04/23 to 30/04/24
Fund	-11.8%	23.4%	0.6%	-2.6%	5.1%
Sector	-3.6%	15.9%	-1.2%	-2.6%	6.4%
Rank	140/147	10/154	47/165	95/174	136/185
Quartile	4	1	2	3	3

Annualised performance

	3 Years to 30/04/24	5 Years to 30/04/24	10 Years to 30/04/24
Fund	1.0%	2.3%	4.3%
Sector	0.8%	2.7%	3.7%
Rank	77/165	97/147	33/103
Quartile	2	3	2

Fund Managers



Name: Premier Miton multi-manager multi-asset investment team  
Manager for: 25 years, 3 months

Ratings

FE Crown



Group Details

Group name	Premier Miton Investors
Group address	Eastgate Court High Street Guildford Surrey GU1 3DE
Group telephone	0845 6056363
Dealing telephone	-
Email	sales@premierfunds.co.uk
Homepage	www.premiermiton.com
Fax number	01483 300845

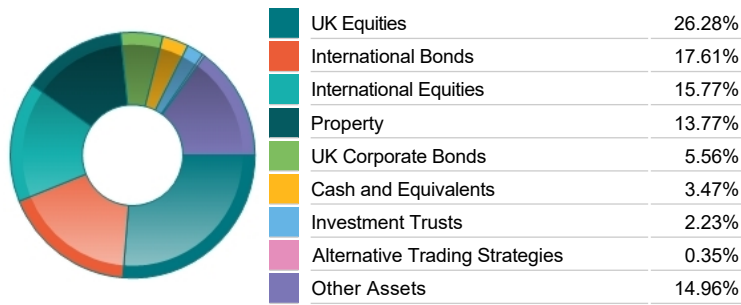
Important Information

• Source of portfolio data: Broadridge. Source of performance data: FE fundinfo. We can't predict the future. Past performance isn't a guide to future performance. The figures shown are intended only to demonstrate performance history of the fund, after allowing for the impact of ongoing charges, but take no account of product charges. Ongoing charges may vary in the future and may be higher than they are now. Fund performance is based upon the movement of the daily price and is shown as total return in GBP with income reinvested. The value of your investment can go down as well as up so you might get back less than you put in. This factsheet is for information purposes only. If there is information or terminology included that you would like to discuss, then please contact an adviser. Investors should refer to their policy documentation and supporting brochures for fund availability, investment strategy, any product information and charges. Every care has been taken in populating this output, however it must be appreciated that neither Broadridge, Prudential nor their sources guarantee the accuracy, adequacy or completeness of this information or make any warranties regarding results from its usage.

Top 10 Fund Holdings

Name	% Weight
1 Allianz UK Listed Equity Income Class E	5.01%
2 Premier Premier Miton Financials Capital Securities Class C	4.96%
3 GAM UK Equity Income Class Z	4.82%
4 Franklin Templeton FTF Martin Currie UK Equity Income Fund Class W	4.60%
5 Premier Premier Miton Strategic Monthly Income Bond Class C	3.97%
6 MI TwentyFour Investment Funds Monument Bond Class L	3.85%
7 Assura Assura Ord GBP0.10	3.19%
8 Royal London Sterling Credit Class Z	3.11%
9 Premier Premier Miton Optimum Income Class C	3.06%
10 Montanaro Montanaro UK Income Fund Seed Class GBP	3.04%

Asset Allocation



Sector Breakdown

Bonds	23.21%
Non-Classified	16.01%
Real Estate	13.92%
Financials	11.27%
Industrials	9.03%
Consumer Discretionary	4.95%
Consumer Staples	4.52%
Other Sectors	17.10%

Breakdown By Market Cap (%)

Mega	11.52%
Large	8.57%
Medium	16.95%
Small	11.34%
Micro	1.66%
Non-Classified	23.31%
Bonds	23.17%
Cash	3.47%

Fixed Interest Quality Profile

AAA	1.56%
AA	0.83%
A	1.66%
BBB	4.48%
Sub-Investment Grade	4.61%
Unknown Quality	10.02%
Cash and Equivalents	3.47%
Other Asset Types	73.35%

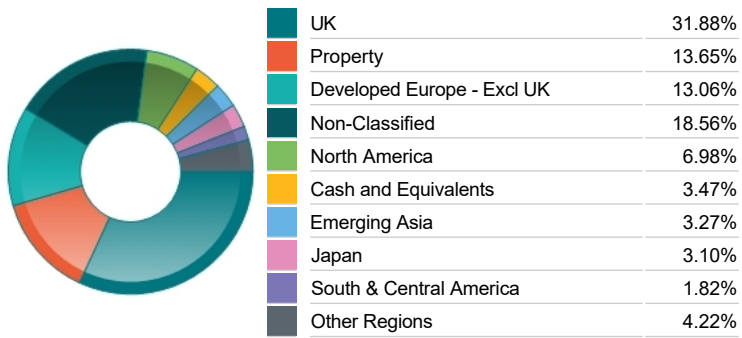
Important Information

- The Industry Classification Benchmark is a product of FTSE International Limited and has been licensed for use. "Prudential" is a trading name of The Prudential Assurance Company Limited, which is registered in England and Wales. Registered office at 10 Fenchurch Avenue, London EC3M 5AG. Registered number 15454. Authorised by the Prudential Regulation Authority and regulated by the Financial Conduct Authority and the Prudential Regulation Authority.

Top 10 Holdings

Name	% Weight
1 Assura Assura Ord GBP0.10	3.19%
2 PRIMARY HEALTH PROPERTIES	3.00%
3 Empiric Student Property Plc Empiric Student Property Ord GBP0.01	2.47%
4 Plenum Insurance Capital P2DR GBP Inc	1.44%
5 Target Healthcare REIT Ltd Target Healthcare REIT ORD GBP1	1.10%
6 Impact Health Care REIT Impact Health Care REIT ORD GBP0.01	0.90%
7 Picton Picton Property Income Ord NPV	0.89%
8 LXi REIT Advisors Ltd LXi REIT ORD GBP0.01	0.89%
9 BP	0.84%
10 GSK	0.79%

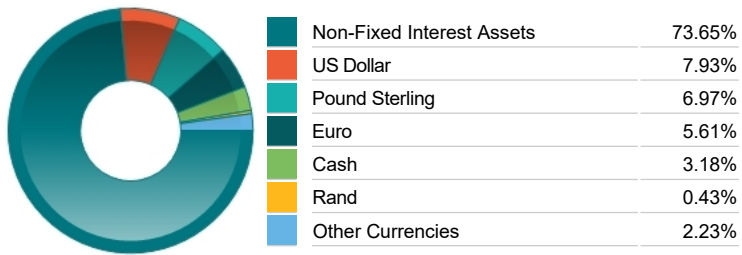
Regional Allocation



Top Country Breakdown

United Kingdom	31.84%
Direct Property and REITs	13.65%
Non-Classified	18.60%
United States	6.50%
Cash and Equivalents	3.47%
Japan	3.10%
Germany	2.27%
Other Countries	20.57%

Fixed Interest Currencies



Fixed Interest Maturity Profile

< 5Yr Maturity	8.37%
5Yr - 10Yr Maturity	4.96%
10Yr - 15Yr Maturity	1.20%
> 15Yr Maturity	8.64%
Cash And Equivalents	3.47%
Unknown Maturity	4.56%
Other Asset Types	68.79%